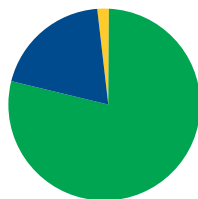


# COBOURG 2019 FINANCIAL PLAN HIGHLIGHTS



TOTAL TOWN  
**Budget**  
**\$37.05 M\***

Operating **\$29.14 M**  
Capital **\$7.26 M**  
Debt Repayment **\$0.65 M**



\*M = million

MUNICIPAL TAX  
**Levy**  
**\$23.99 M**

BASE  
LEVY  
INCREASE\*\*  
1.6%

\*\*after assessment growth

## Major Capital Projects Financed in 2019 include:

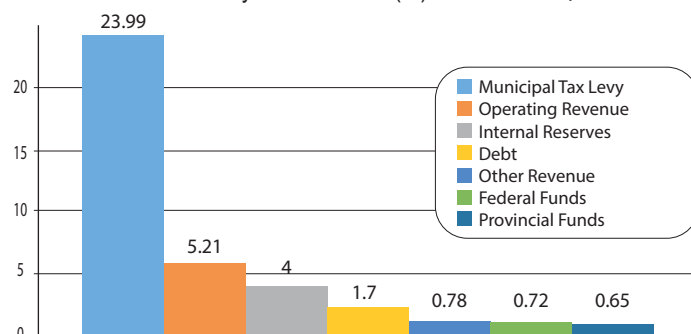
Affordable Housing Initiative	<b>\$250 K</b>
Ozone Treatment Plant #1	<b>\$600 K</b>
Townwide Phone System	<b>\$80 K</b>
Victoria Hall Sandstone Repairs	<b>\$65 K</b>
Firehall Roof Replacement	<b>\$125 K</b>
Police Capital	<b>\$955 K</b>
Kerr St. from Division St. Going West	<b>\$1.4 M</b>
Densmore Road Reconstruction	<b>\$1 M</b>
Sanitary Sewer Renewal	<b>\$1 M</b>
Bridge and Culvert Improvements	<b>\$250 K</b>
East Pier Improvements Phase 1	<b>\$100 K</b>

To view the complete list of major capital projects financed for 2019 please visit **Cobourg.ca**.

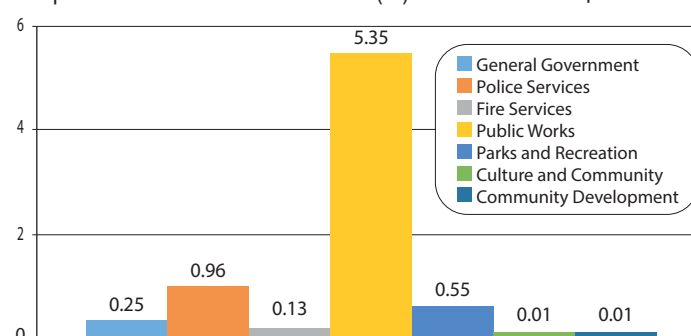
Property Taxation		
Year	Average Assessment	Total
2019	\$266,869 x 0.0083059	\$2,217
2018	\$263,741 x 0.0083905	\$2,213
<b>Increase:</b>		<b>\$4</b>

Year-Over-Year Tax Levy Increase					
Year	2015	2016	2017	2018	2019
Levy Increase %	3.5	2.7	2.4	2.3	3.6
Growth %	1.9	1.5	0.9	0.7	2.0
Levy Increase After Growth %	1.6	1.2	1.5	1.6	1.6
Lower-Tier Tx Rate	.0084576	.0083933	.0084555	.0083905	.0083059

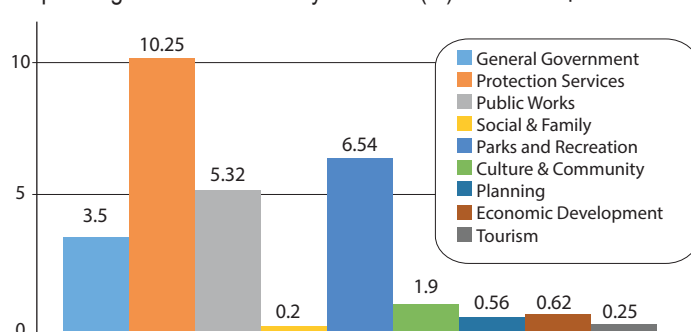
## How the Town Funds your Services\* (M) **Total \$37.05 M**



## Capital Dollars Invested in Assets\* (M) **Total \$7.26 M**



## Operating Dollars Invested by Service\* (M) **Total \$29.14 M**



To view the complete 2019 Operating and Capital Municipal Budget for The Town of Cobourg please visit **www.cobourg.ca** or contact Ian Davey, Director of Corporate Services/Treasurer at [idavey@cobourg.ca](mailto:idavey@cobourg.ca) or 905-372-4301.