# ELGIN PARK REDEVELOPMENT PROJECT

## 265 - 327 ELGIN STREET
## COBOURG, ONTARIO

### DRAWING LIST


ARCHITECTURAL

| | |
|---|---|
| A001 | OBC MATRIX |
| A002 | OBC MATRIX |
| A101 | OVERALL SITE PLAN |
| A102 | SITE PLAN PARTS A & B |
| A103 | SITE DETAILS |
| A104 | SITE DEMOLITION PLAN PARTS A & B |
| A201 | BUILDING 1, BASEMENT & GROUND FLOOR PLAN |
| A202 | BUILDING 1, 2ND FLOOR & ROOF PLAN |
| A203 | BUILDING 2, BASEMENT & GROUND FLOOR PLAN |
| A204 | BUILDING 2, 2ND FLOOR & ROOF PLAN |
| A205 | BUILDING 3, BASEMENT & GROUND FLOOR PLAN |
| A206 | BUILDING 3, 2ND FLOOR & ROOF PLAN |
| A207 | BUILDING 4, BASEMENT & GROUND FLOOR PLAN |
| A208 | BUILDING 4, 2ND FLOOR & ROOF PLAN |
| A209 | BUILDING 5, FLOOR PLAN & ROOF PLAN |
| A301 | BUILDING 1 ELEVATIONS & SECTIONS |
| A302 | BUILDING 2 ELEVATIONS & SECTIONS |
| A303 | BUILDING 3 ELEVATIONS & SECTIONS |
| A304 | BUILDING 4 ELEVATIONS & SECTIONS |
| A305 | BUILDING 5 ELEVATIONS & SECTIONS |

CIVIL

| | |
|---|---|
| CV-1 | EROSION AND SSEDIMENT CONTROL PLAN |
| CV-2 | SERIVICING PLAN |
| CV-3 | GRADING PLAN |
| CV-4 | DETAILS PLAN 1 |
| CV-5 | DETAILS PLAN 2 |

LANDSCAPE

| | |
|---|---|
| L1 | LANDSCAPE PLAN |
| L2 | LANDSCAPE DETAILS |
| TP1 | TREE PRESERVATION PLAN |

ELECTRICAL

| | |
|---|---|
| SL | SITE LIGHTING PHOTOMETRICS |

ELGIN STREET PERSPECTIVE

KEY PLAN


ARCHITECTURAL/STRUCTURAL:

BARRY BRYAN ASSOCIATES
*Architects*
*Engineers*
*Project Managers*
201-250 Water St.
Whitby Ontario L1N 0G5
Tel: (905) 666-5252
Fax: (905) 666-5256
e-mail: bba@bba-archeng.com

CIVIL:

MGM CONSULTING INC
Consulting Engineering & Project Management
555 Industrial Drive
Suite 201
Milton, Ontario
L9T 5E1
Tel: (905 )567-8678
Fax: (905 )875-1339
Email: mgm@mgm.on.ca
www.mgm.on.ca

MECHANICAL/ELECTRICAL:

D.G. Biddle & Associates Limited
consulting engineers and planners
96 KING STREET EAST OSHAWA,ON L1H 1B6
PHONE (905)576-8500 • FAX (905)576-9730
info@dgbiddle.com

LANDSCAPE:

NewLeaf Landscape Architecture Ltd.
T: 905-373-5015 E: info@newleaf.pro


| NO. | ISSUES | DATE | BY |
|---|---|---|---|
| 1 | ISSUED FOR REZONING | 20/06/30 | |
| 2 | ISSUED FOR SPA | 20/12/07 | |

ELGIN PARK REDEVELOPMENT PROJECT

265 - 327 ELGIN STREET
COBOURG, ONTARIO

**Project No. 19284**

**A000**

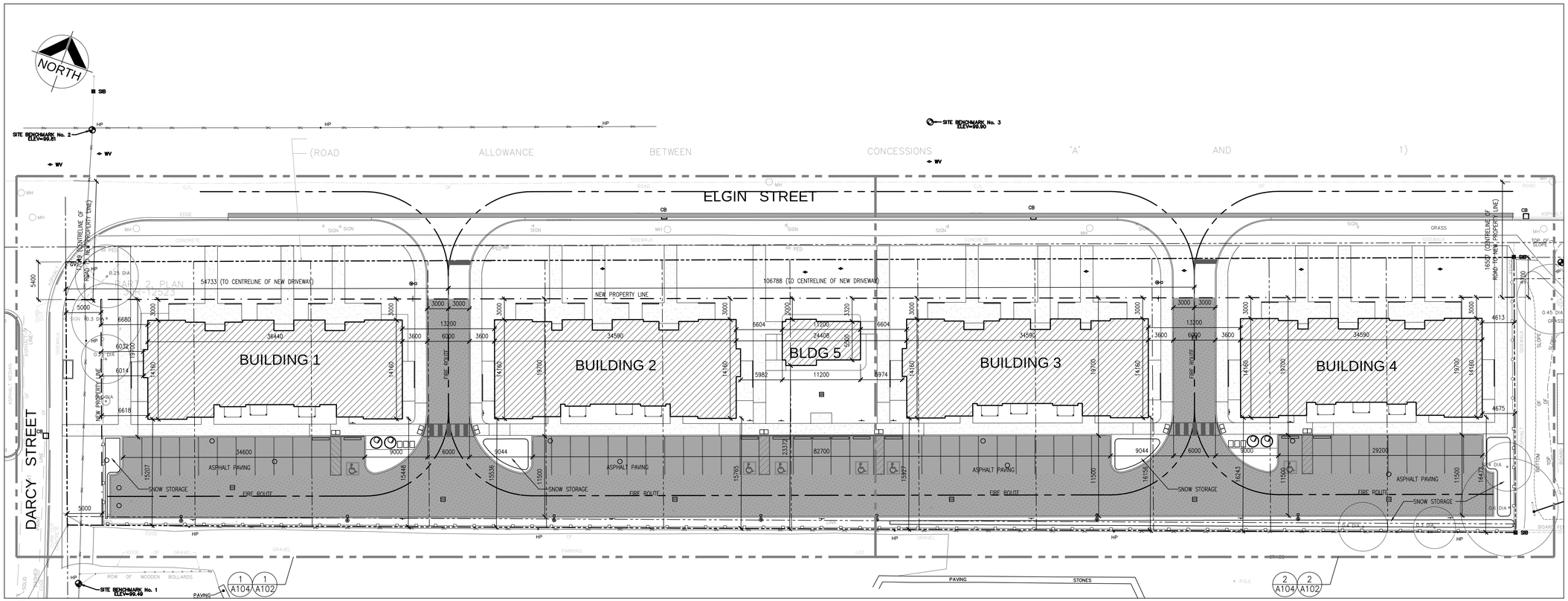


1 A101 OVERALL SITE PLAN
1:300

## SITE STATISTICS

| | |
|---|---|
| Site Area: 6675.1 s.m. (excludes municipal road widening areas) | Zoning: R4 (Multi-Residential) Re-zoning application in process. |
| New Building Areas: Building 1= 467.34 sq.m.; Building 2= 446.93 sq.m.; Building 3= 446.93 sq.m.; Building 4= 444.31 sq.m.; Building 5= 66.42 sq.m.; Total= 1,871.93 sq.m. | |
| Total Building Area: 1,871.93 s.m. | Building Coverage: 28.04% |
| Paved Area: 2,368.5 s.m. | Paving Percentage: 35.48% |
| Landscape Area: 2434.67 s.m. | Landscape Percentage: 36.48% |
| Building Height: Required TBD | Provided 2 storeys (--m) |

| Setbacks: | | Required | Actual |
|---|---|---|---|
| Front Yard (N) | | 3.00m | 3.000m |
| Exterior Side Yard (W) | | 6.00m | 6.014m |
| Interior Side Yard (E) | | 3.50m | 4.613m |
| Rear Yard (S) | Bldg 1 | TBD | 15.207m |
| | Bldg 2 | TBD | 15.536m |
| | Bldg 3 | TBD | 15.927m |
| | Bldg 4 | TBD | 16.243m |
| | Bldg 5 | TBD | 23.372m |

Parking: (include B/F stall) Required TBA Provided: 52

Stall Size: Required 2.7m x 5.5m; Provided 2.7m x 5.5m

B/F Stall Size: Required: 6; Provided: 6
TYPE A= 3.4m x 5.5m
TYPE B = 2.4M x 5.5m

## SITE ABBREVIATIONS

| | |
|---|---|
| AD | AREA DRAIN |
| ANC | ANCHOR |
| BF | BARRIER FREE PARKING SIGN. (AS PER ONTARIO TRAFFIC MANUAL) |
| BL | BOLLARD LIGHT. REFER TO ELECT. DWGS. |
| BOL | BOLLARD (REFER TO DETAIL 8/A102) |
| BP | BELL POLE |
| CB | CATCH BASIN |
| FH | FIRE HYDRANT |
| FR | FIRE ROUTE SIGN. REFER TO DETAIL 3/A102 |
| GM | GAS METER |
| HP | HYDRO POLE |
| MH | MAN HOLE |
| WV | WATER VALVE |

## NOTES:

1. ALL EXISTING SITE INFORMATION DERIVED FROM SURVEY DRAWING 20-25-815-00 BY J.D. BARNES DATED MAY 14, 2020.

DO NOT SCALE THE DRAWINGS.

CHECK AND VERIFY ALL DIMENSIONS AT THE SITE.

ALL DRAWINGS, SPECIFICATIONS AND RELATED DOCUMENTS ARE THE COPYRIGHT PROPERTY OF THE CONSULTANT AND MUST BE RETURNED UPON REQUEST. REPRODUCTION OF DRAWINGS IN PART OR WHOLE WITHOUT THE PERMISSION OF THE CONSULTANT IS FORBIDDEN.

DRAWINGS ARE NOT TO BE USED FOR CONSTRUCTION UNTIL SIGNED AND SEALED BY THE CONSULTANT.

| NO. | ISSUES | DATE | BY |
|---|---|---|---|
| 1 | ISSUED FOR SITE PLAN APPROVAL | DEC. 07, 2020 | BBA |

| NO. | REVISIONS | DATE | BY |
|---|---|---|---|

PROJECT:

**ELGIN PARK REDEVELOPMENT PROJECT**

265-327 ELGIN STREET
COBOURG, ON
NORTHUMBERLAND COUNTY

DRAWING:

OVERALL SITE PLAN

BBA
BARRY BRYAN ASSOCIATES
Architects
Engineers
Project Managers
250 Water Street
Suite 201
Whitby, Ontario
L1N 0G5
Tel: (905) 666-5252
Fax: (905) 666-5256
e-mail: bba@bba-archeng.com

| | |
|---|---|
| DESIGN BY: BBA | DOC. CONTROL: DATE: |
| DRAWN BY: CM | % COMPLETE: |
| CHECKED BY: NS | INITIAL: |
| DATE: NOV. 2020 | |
| SCALE: 1:300 | |
| FILE: | |

PROJECT NO: **19284**

DRAWING NO: **A101**

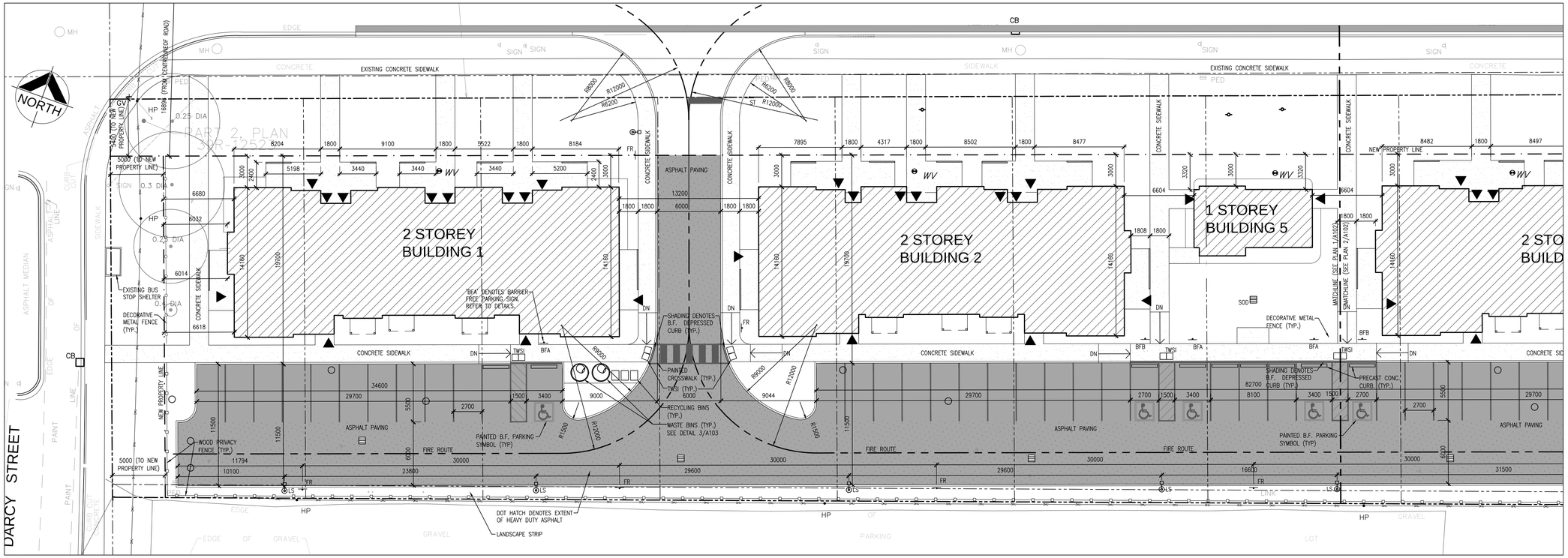


1 A102 SITE PLAN - PART A
1:200

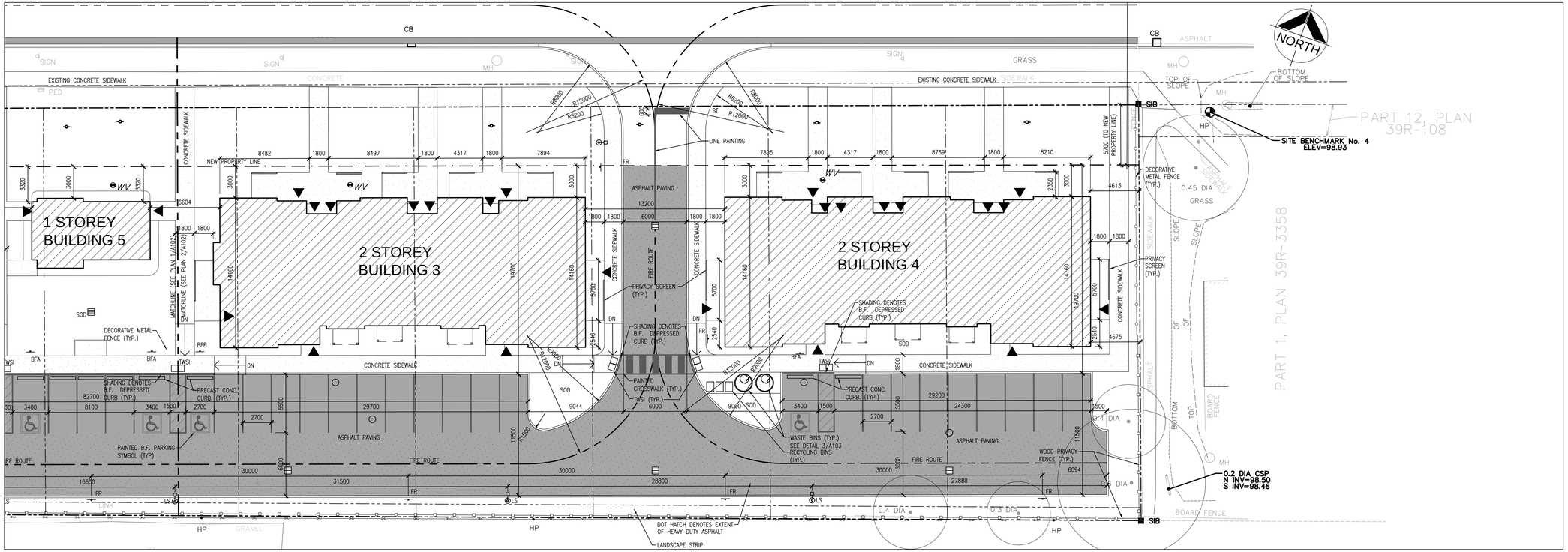


2 A102 SITE PLAN - PART B
1:200

DO NOT SCALE THE DRAWINGS.

CHECK AND VERIFY ALL DIMENSIONS AT THE SITE.

ALL DRAWINGS, SPECIFICATIONS AND RELATED DOCUMENTS ARE THE COPYRIGHT PROPERTY OF THE CONSULTANT AND MUST BE RETURNED UPON REQUEST. REPRODUCTION OF DRAWINGS IN PART OR WHOLE WITHOUT THE PERMISSION OF THE CONSULTANT IS FORBIDDEN.

DRAWINGS ARE NOT TO BE USED FOR CONSTRUCTION UNTIL SIGNED AND SEALED BY THE CONSULTANT.

| NO. | ISSUES | DATE | BY |
|---|---|---|---|
| 1 | ISSUED FOR SITE PLAN APPROVAL | DEC. 7, 2020 | BBA |

| NO. | REVISIONS | DATE | BY |
|---|---|---|---|

PROJECT:

**ELGIN PARK REDEVELOPMENT PROJECT**

265-327 ELGIN STREET
COBOURG, ON
NORTHUMBERLAND COUNTY

DRAWING:

SITE PLAN
PARTS A & B

BBA

BARRY BRYAN ASSOCIATES
Architects
Engineers
Project Managers

250 Water Street
Suite 201
Whitby, Ontario
L1N 0G5

Tel: (905) 666-5252
Fax: (905) 666-5256
e-mail: bba@bba-archeng.com

| | |
|---|---|
| DESIGN BY: BBA | DOC. CONTROL: DATE: |
| DRAWN BY: CM | % COMPLETE: |
| CHECKED BY: | INITIAL: |
| DATE: NOV. 2020 | |
| SCALE: 1:200 | |
| FILE: | |

PROJECT NO: **19284**

DRAWING NO: **A102**

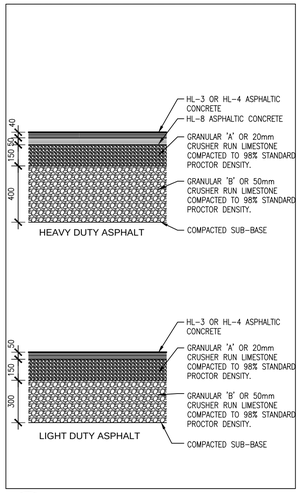


9 A103 ASPHALT COMPOSITION
1:20

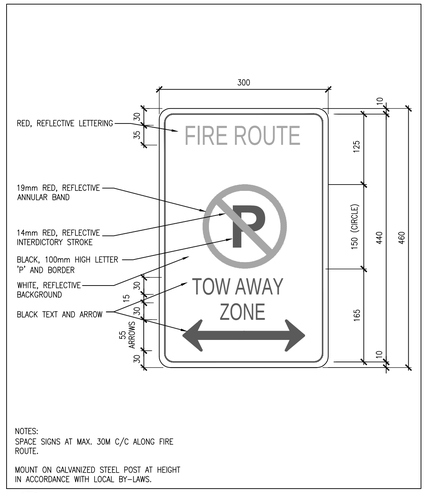


7 A103 FIRE ROUTE SIGN "FR"
1:5

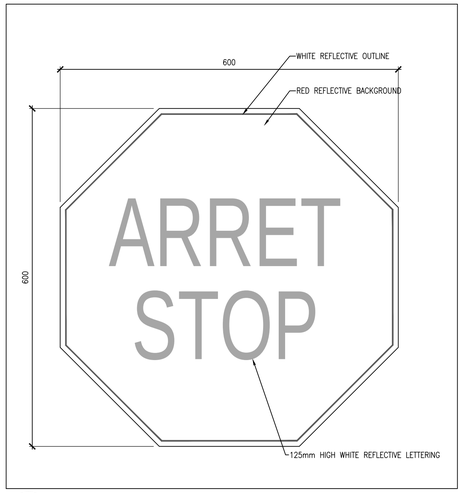


6 A103 STOP SIGN "ST"
1:5

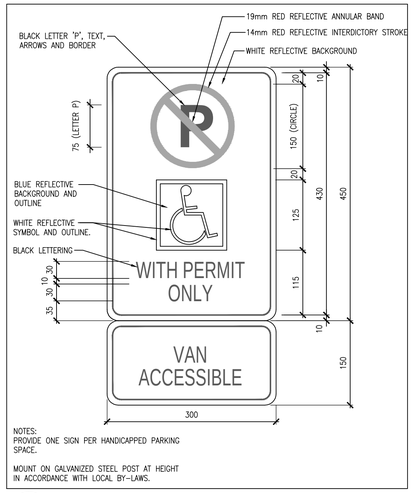


5 A103 BARRIER FREE PARKING SIGN "BF-A"
1:5

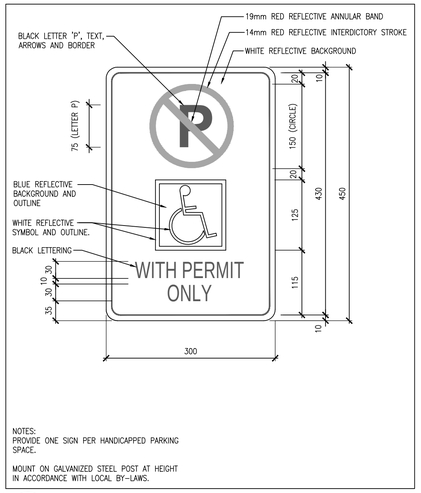


4 A103 BARRIER FREE PARKING SIGN "BF-B"
1:5

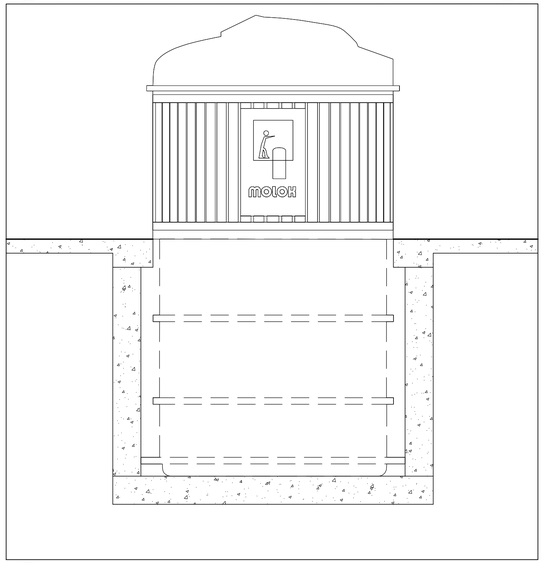


3 A103 GARBAGE BIN
1:20

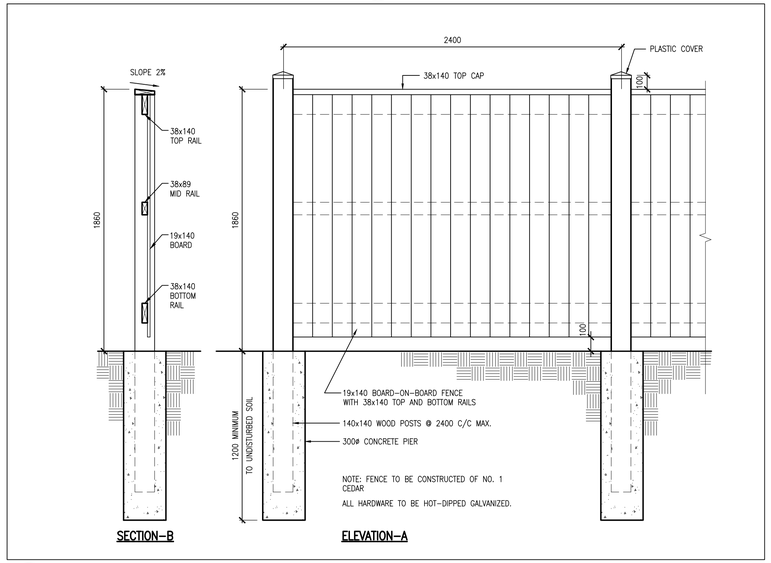


2 A103 WOOD FENCE DETAILS
1:20

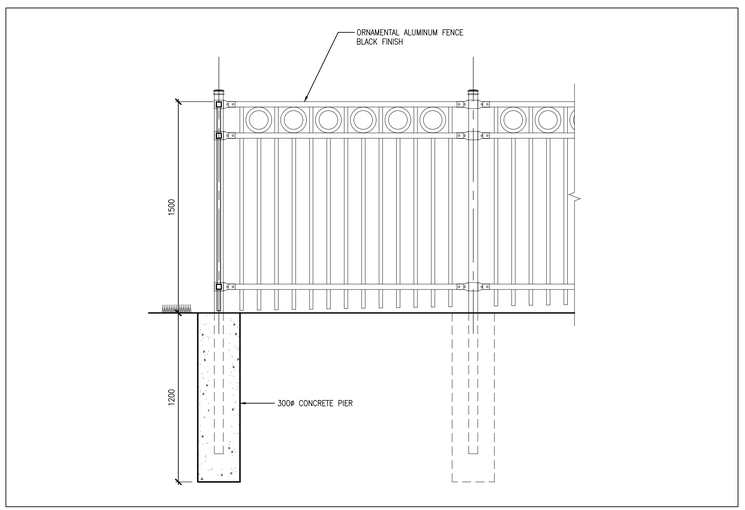


8 A103 ORNAMENTAL FENCE
1:20

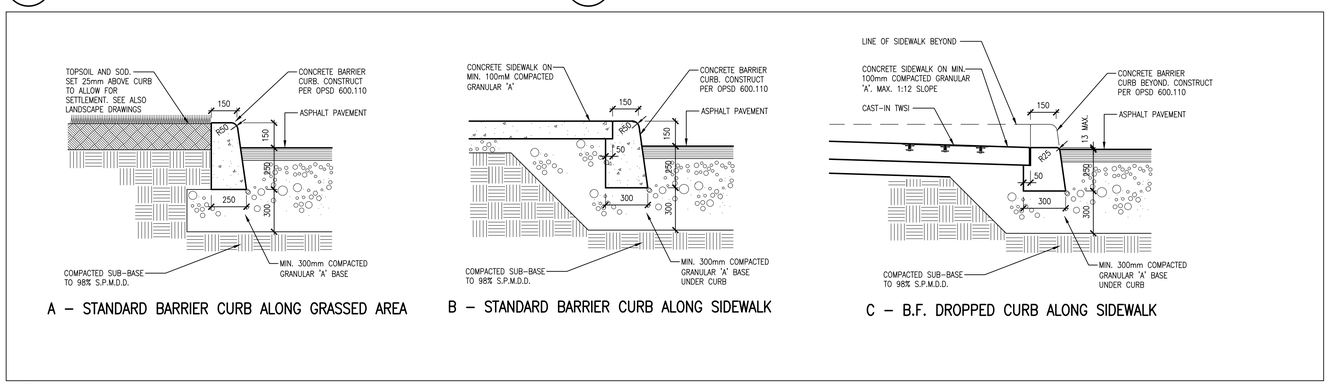


1 A103 TYPICAL CONCRETE CURB DETAILS
1:20

DO NOT SCALE THE DRAWINGS.

CHECK AND VERIFY ALL DIMENSIONS AT THE SITE.

ALL DRAWINGS, SPECIFICATIONS AND RELATED DOCUMENTS ARE THE COPYRIGHT PROPERTY OF THE CONSULTANT AND MUST BE RETURNED UPON REQUEST. REPRODUCTION OF DRAWINGS IN PART OR WHOLE WITHOUT THE PERMISSION OF THE CONSULTANT IS FORBIDDEN.

DRAWINGS ARE NOT TO BE USED FOR CONSTRUCTION UNTIL SIGNED AND SEALED BY THE CONSULTANT.

| NO. | ISSUES | DATE | BY |
|---|---|---|---|
| 1 | ISSUED FOR SITE PLAN APPROVAL | DEC. 07, 2020 | BBA |

| NO. | REVISIONS | DATE | BY |
|---|---|---|---|

PROJECT:

**ELGIN PARK REDEVELOPMENT PROJECT**

265-327 ELGIN STREET
COBOURG, ON
NORTHUMBERLAND COUNTY

DRAWING:

SITE DETAILS

BBA

BARRY BRYAN ASSOCIATES
Architects
Engineers
Project Managers
250 Water Street
Suite 201
Whitby, Ontario
L1N 0G5
Tel: (905) 666-5252
Fax: (905) 666-5256
e-mail: bba@bba-archeng.com

| | |
|---|---|
| DESIGN BY: BBA | DOC. CONTROL DATE: |
| DRAWN BY: CM | % COMPLETE: |
| CHECKED BY: | INITIAL: |
| DATE: NOV. 2020 | |
| SCALE: AS NOTED | |
| FILE: | |

PROJECT NO: **19284**

DRAWING NO: **A103**

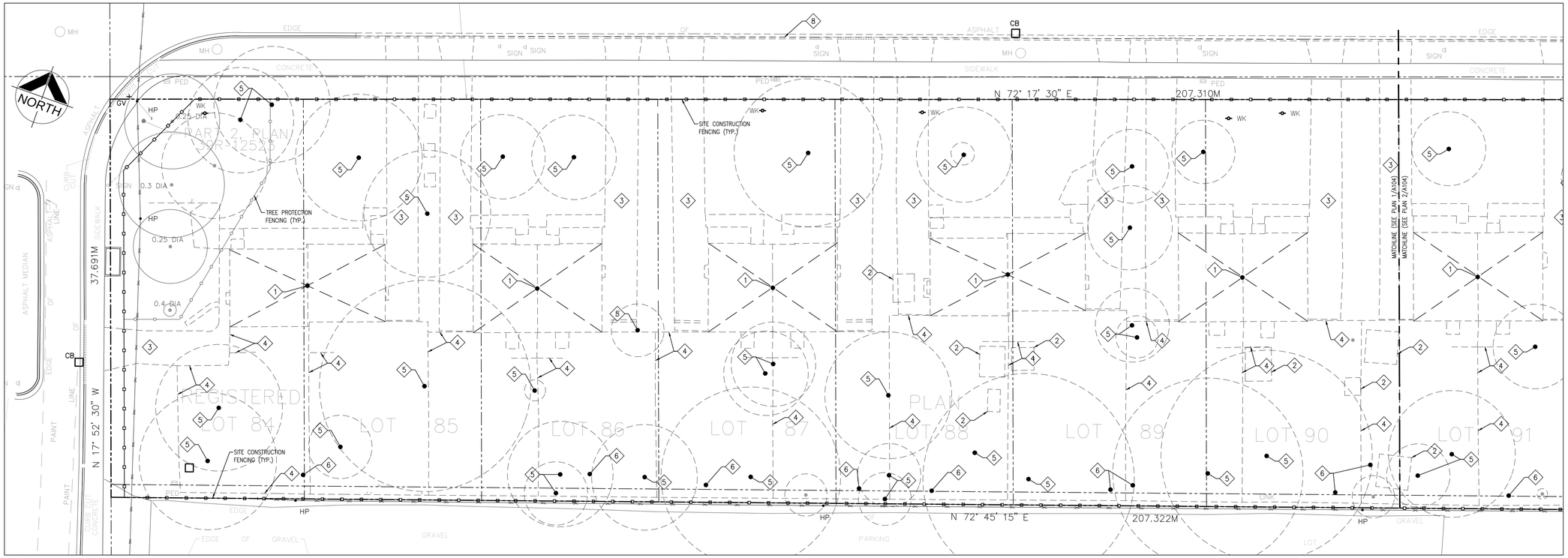


1 A104 SITE PLAN - PART A

1:200

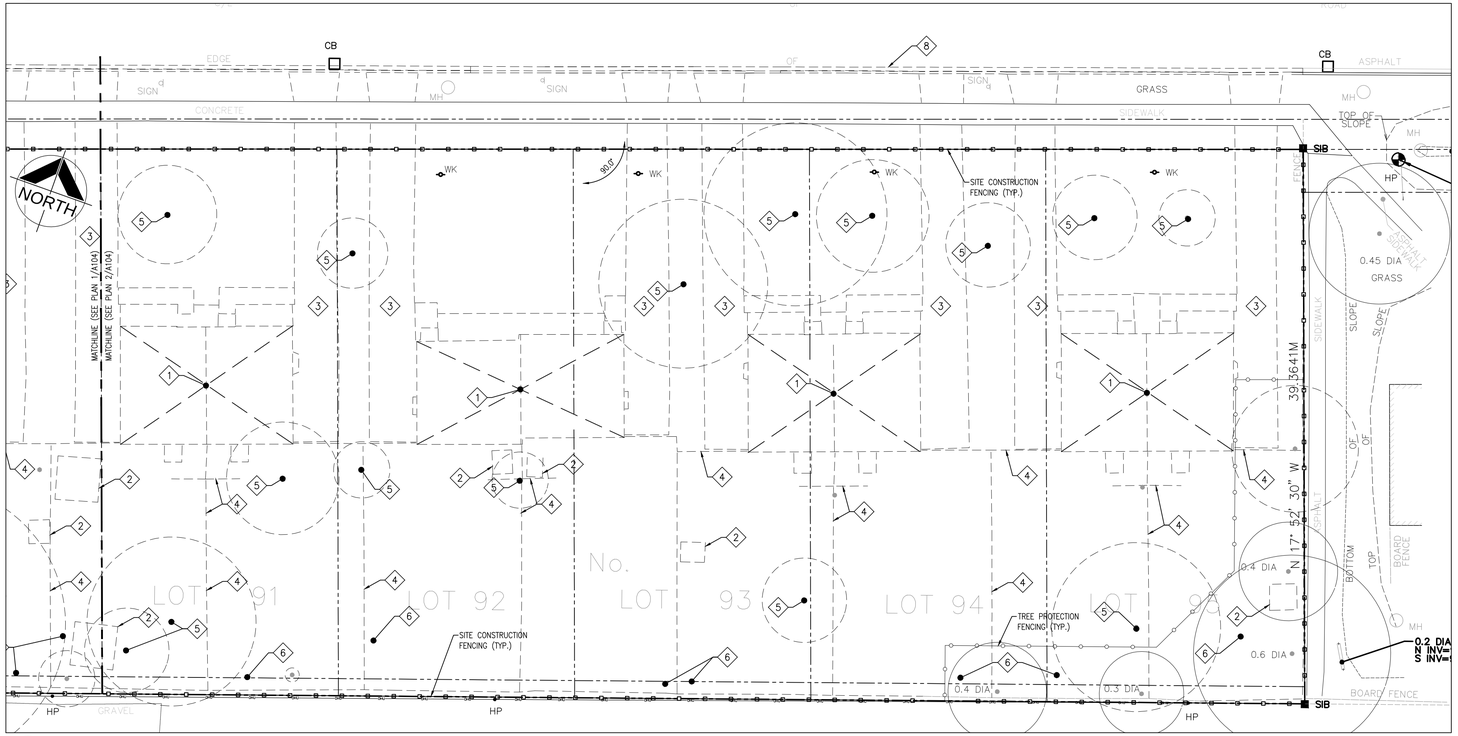


2 A104 SITE PLAN - PART B

1:200

## TYPICAL DEMOLITION NOTES

1. SITE VERIFY ALL DIMENSIONS AND CONDITIONS.
2. ALL WORK TO BE IN ACCORDANCE WITH THE ONTARIO BUILDING CODE.
3. COMPLY WITH THE OCCUPATIONAL HEALTH AND SAFETY ACT REGULATIONS FOR CONSTRUCTION PROJECTS.
3. PROVIDE PROTECTION IN LOCATIONS APPROVED BY THE OWNER AND CONSULTANT SO AS NOT TO DAMAGE EXISTING STRUCTURE, LANDSCAPE OR PART THEREOF.
4. COMPLETE ALL DEMOLITION WORK NECESSARY TO COMPLETE THE RENOVATIONS AS SHOWN AND AS REQUIRED.
5. PROVIDE ALL SHORING AS REQUIRED. SHORING SHALL BE DESIGNED BY A REGISTERED PROFESSIONAL ENGINEER.
6. NOTIFY CONSULTANT OF LOAD BEARING MEMBERS OR ASSEMBLIES IDENTIFIED OR DISCOVERED DURING WORK AND NOT INDICATED ON DRAWINGS. DO NOT PROCEED WITH REMOVALS WITHOUT PRIOR REVIEW BY THE CONSULTANT.
7. PROVIDE TEMPORARY SUPPORT OF PIPES, DUCTS AND ELECTRICAL CHASES AS REQUIRED FOR SAFE REMOVAL. EXISTING AND PROPOSED SUPPORTS ARE TO BE REVIEWED BY THE CONSULTANT PRIOR TO THE REMOVAL OF ANY COMPONENTS WHICH MAY FALL. OR CAUSE OTHERS TO FALL.
8. MAINTAIN WORK AREAS AND STORAGE AREAS CLEAN AND ORDERLY AT ALL TIMES.
9. DEMOLITION INCLUDES ALL ASSOCIATED MECHANICAL AND ELECTRICAL SERVICES, EQUIPMENT, FITTINGS, FIXTURES, HANGERS, BRACKETS, TRIM AND ACCESSORIES AS REQUIRED TO COMPLETE THE WORK.
10. DISCONNECT AND CAP OFF ALL SERVICES PRIOR TO DEMOLITION.
11. DISPOSE OF MATERIALS OFF SITE.

## SITE DEMOLITION NOTES

1. 2 STOREY WOOD FRAMED BUILDING TO BE DEMOLISHED IN IT'S ENTIRETY INCLUDING FOUNDATIONS, FOOTINGS, ASSOCIATED STEPS, DECKS, AWNINGS, ETC. CAP/ DECOMMISSION ALL SERVICES TO BUILDINGS BEING DEMOLISHED. (TYP.)
2. DEMOLITION SHED/ OUTBUILDING INCLUDING ANY FOUNDATIONS. (TYP.)
3. REMOVE ALL EXISTING ASPHALT DRIVEWAYS AND CURB CUTS. (TYP.)
4. REMOVE ALL EXISTING CHAINLINK AND BOARD FENCING WITHIN CONSTRUCTION AREA. (TYP.)
5. REMOVE EXISTING TREE INCLUDING ROOTS. (TYP.)
6. REMOVE EXISTING LAUNDRY POLES INCLUDING FOUNDATIONS. (TYP.)
7. CLEAR AND GRUB ENTIRE SITE REMOVING SOD, FLOWER BEDS AND LANDSCAPE FEATURES. (TYP.)
8. REMOVE EXISTING CONCRETE CURB AS REQUIRED TO COMPLETE NEW WORK.
9. NOT USED

ALL EXISTING SITE INFORMATION HAS BEEN TAKEN FROM J.D.BARNES LIMITED SURVEY, REFERENCE NUMBER 20-25-815-00 DATED MAY 14, 2020.

### LEGEND

| | |
|---|---|
| CB | DENOTES CATCHBASIN |
| GV | DENOTES GAS VALVE |
| MH | DENOTES MANHOLE |
| HP | DENOTES HYDRO POLE |
| PED | DENOTES TELEPHONE PEDESTAL |
| WK | DENOTES WATER KEY |
| WV | DENOTES WATER VALVE |
| —OC— | DENOTES OVERHEAD CABLES |
| • | DENOTES CONIFEROUS TREE |
| • | DENOTES DECIDUOUS TREE |

DO NOT SCALE THE DRAWINGS.

CHECK AND VERIFY ALL DIMENSIONS AT THE SITE.

ALL DRAWINGS, SPECIFICATIONS AND RELATED DOCUMENTS ARE THE COPYRIGHT PROPERTY OF THE CONSULTANT AND MUST BE RETURNED UPON REQUEST. REPRODUCTION OF DRAWINGS IN PART OR WHOLE WITHOUT THE PERMISSION OF THE CONSULTANT IS FORBIDDEN.

DRAWINGS ARE NOT TO BE USED FOR CONSTRUCTION UNTIL SIGNED AND SEALED BY THE CONSULTANT.

| NO. | ISSUES | DATE | BY |
|---|---|---|---|
| 1 | ISSUED FOR SITE PLAN APPROVAL | DEC. 07, 2020 | BBA |

| NO. | REVISIONS | DATE | BY |
|---|---|---|---|

PROJECT:

**ELGIN PARK REDEVELOPMENT PROJECT**

265-327 ELGIN STREET
COBOURG, ON

NORTHUMBERLAND COUNTY

DRAWING:

SITE DEMOLITION PLAN
PARTS A & B

BBA

BARRY BRYAN ASSOCIATES

Architects
Engineers
Project Managers

250 Water Street
Suite 201
Whitby, Ontario
L1N 0G5

Tel: (905) 666-5252
Fax: (905) 666-5256
e-mail: bba@bba-archeng.com

| | |
|---|---|
| DESIGN BY: | DOC. CONTROL: DATE: |
| DRAWN BY: CM | % COMPLETE: |
| CHECKED BY: | INITIAL: |
| DATE: NOV. 2020 | |
| SCALE: 1:200 | |
| FILE: | |

PROJECT NO: **19284**

DRAWING NO: **A104**

**NAME OF CONSULTANT :** BARRY BRYAN ASSOCIATES
**CERTIFICATE OF PRACTICE NUMBER : 5192**
250 WATER STREET, SUITE 201
WHITBY, ONTARIO, CANADA. LIN 0G5
TEL : (905) - 666 - 5252
(Toronto) (905) - 427 - 4495
FAX : (905) - 666 - 5256

**NAME OF PROJECT :**
ELGIN PARK REDEVELOPMENT
BUILDING 4

**LOCATION OF PROJECT :**
265 - 327 ELGIN STREET,
COBOURG, ONTARIO

**DATE :**
NOVEMBER 6, 2020

| | Ontario Building Code Data Matrix Part 9 Housing and Small Buildings | OBC Reference |
|---|---|---|
| 9.00 | Building Code Version: O. Reg. 332/12 Last Amendment: O. Reg. 191/14 | |
| 9.01 | Project Type: ☑ New ☐ Change of use ☐ Addition ☐ Addition and Renovation ☐ Renovation<br>Description _____ | [A] 1.1.2. |
| 9.02 | Major Occupancy Classification: Occupancy: C Use: RESIDENTIAL | 9.10.2 |
| 9.03 | Superimposed Major Occupancies: ☐ Yes ☑ No<br>Description _____ | 9.10.2.3 |
| 9.04 | Building Area (m²) Description / Existing / New: 451.04 / Total: 451.04<br>Total= | [A] 1.4.1.2. |
| 9.05 | Gross Area (m²) Description / Existing / New / Total<br>GROUND FLOOR 444.31 444.31<br>2ND FLOOR 451.04 451.04<br>BASEMENT 232.68 232.68<br>Total= | [A] 1.4.1.2. |
| 9.06 | Mezzanine Area (m²) Description: N/A / Existing / New / Total<br>Total= | 9.10.4.1 |
| 9.07 | Building Height 2 Storeys above grade _____ (m) Abeve grade<br>1 Storeys below grade | [A] 1.4.1.2 & 9.10.4 |
| 9.08 | Number of streets/ fire fighter access: 1 street(s) | 9.10.4 |
| 9.09 | Sprinkler System ☐ Required ☑ Not Required<br>Proposed: ☐ entire building ☐ selected compartments ☐ selected floor areas ☐ basement ☐ in lieu of roof rating ☑ none | 9.10.8.2-4 |
| 9.10 | Fire Alarm System ☐ Required ☑ Not Required | 9.10.18 |
| 9.11 | Water Service/ Supply is Adequate ☑ Yes ☐ No | |
| 9.12 | ConstructionType: Restriction: ☑ Combustible Permitted ☐ Non-combustible Required<br>Actual: ☐ Combustible ☐ Non-combustible ☑ Combination<br>Actual construction Heavy Timber Construction ☑ No ☐ Yes | 9.10.6 |
| 9.13 | Post-disaster Building ☑ No ☐ Yes | [A] 1.1.2.2.(2) |
| 9.14 | Occupant Load: Floor Level/ Area / Occupancy Type / Based On / Occup. Load<br>GROUND FLOOR 14<br>2ND FLOOR 34<br>BASEMENT | 3.1.17 |
| 9.15 | Barrier-free Design: ☑ Yes ☐ No Explaination _____ | 9.5.2 |
| 9.16 | Hazardous Substances ☐ Yes ☑ No Explaination _____ | 9.10.1.3 |
| 9.17 | Required Fire Resistance Ratings: Horizontal Assembly / Rating / Supporting Assembly (H) / Non combustible in lieu of rating?<br>Floors over basement 45 min. 45 min. ☐No ☐Yes ☐N/A<br>Floors 45 min. 45 min. ☐No ☐Yes ☐N/A<br>Mezzanine ☐No ☐Yes ☐N/A<br>Roof ☐No ☐Yes ☐N/A | 9.10.8 |
| 9.18 | Spatial Separation: Wall / EBF Area / L.D. (m) / L/H or / Permitted Max. % of Openings / Proposed % of Openings / ConstructionType / Cladding Type<br>SOUTH 198 16 - 92% 29% ☐Noncombustible ☐Noncombustible<br>NORTH 198 16 - 92% 35% ☐Noncombustible ☐Noncombustible<br>WEST 81 6 - 34% 28% ☐Noncombustible ☐Noncombustible<br>EAST 81 4 - 18% 17% ☐Noncombustible ☐Noncombustible<br>Insert additional lines as needed | 9.10.14., 9.10.15 |
| 9.19 | Plumbing Fixture Requirements: Ratio: Male/Female = 50:50 Except as noted otherwise<br>Floor level/ Area / Occupant Load / OBC Reference / FixturesRequired / FixturesProvided<br>10 UNITS (1/UNIT) SINK 10 10<br>LAVATORY 10 13<br>WATER CLOSET 10 13<br>SHOWER/BATHTUB 10 12<br>Insert additional lines as needed | 9.31 & 3.7.4 |
| 9.20 | Energy Efficiency: Category:<br>Residential Compliance Option: ☐ SB-10 Prescriptive (Div.4) ☐ SB-10 Preformance (Div.2) ☐ SB-10 Prescriptive (Div.2)<br>Non-Residential Compliance Option: ☐ SB-12 Prescriptive Compliance Packages ☐ SB-12 Preformance Compliance ☐ SB-12 Other: Energy Star for New Homes ☐ EnerGuide for New Houses<br>Project Design Conditions:<br>Climatic Zone: _____<br>Fenestration: Gross Above Grade Wall or Roof Area (m²) / Gross Fenestration Area (m²) / Fenestration Ratio<br>Vertical (W+D)<br>Skylights<br>Space Heating Fuel: ☐ Natural Gas ☐ Oil ☐ Electricity ☐ Propane ☐ Solid fuel ☐ Earth energy<br>Heating Equipment Efficiency: ☐ >90% AFUE ☐ >78% - >90% AFUE<br>Other Conditions: ☐ ICF Basement ☐ ICF Above Grade ☐ Walk-out Basement ☐ Slab-on-Ground ☐ Log/Post & Beam ☐ Blown-in Insulation Above Grade Wall ☐ Spray-applied Foam InsulationAbove Grade Wall ☐ Drain Water Heat Recovery Unit Provide<br>Compliance Package _____ | 12.2.1 |
| 3.25 | Notes: | |

**NAME OF CONSULTANT :** BARRY BRYAN ASSOCIATES
**CERTIFICATE OF PRACTICE NUMBER : 5192**
250 WATER STREET, SUITE 201
WHITBY, ONTARIO, CANADA. LIN 0G5
TEL : (905) - 666 - 5252
(Toronto) (905) - 427 - 4495
FAX : (905) - 666 - 5256

**NAME OF PROJECT :**
ELGIN PARK REDEVELOPMENT
BUILDING 3

**LOCATION OF PROJECT :**
265 - 327 ELGIN STREET,
COBOURG, ONTARIO

**DATE :**
NOVEMBER 6, 2020

| | Ontario Building Code Data Matrix Part 9 Housing and Small Buildings | OBC Reference |
|---|---|---|
| 9.00 | Building Code Version: O. Reg. 332/12 Last Amendment: O. Reg. 191/14 | |
| 9.01 | Project Type: ☑ New ☐ Change of use ☐ Addition ☐ Addition and Renovation ☐ Renovation<br>Description _____ | [A] 1.1.2. |
| 9.02 | Major Occupancy Classification: Occupancy: C Use: RESIDENTIAL | 9.10.2 |
| 9.03 | Superimposed Major Occupancies: ☐ Yes ☑ No<br>Description _____ | 9.10.2.3 |
| 9.04 | Building Area (m²) Description / Existing / New: 453.68 / Total: 453.68<br>Total= | [A] 1.4.1.2. |
| 9.05 | Gross Area (m²) Description / Existing / New / Total<br>GROUND FLOOR 446.93 446.93<br>2ND FLOOR 453.68 453.68<br>BASEMENT 234.53 234.53<br>Total= | [A] 1.4.1.2. |
| 9.06 | Mezzanine Area (m²) Description: N/A / Existing / New / Total<br>Total= | 9.10.4.1 |
| 9.07 | Building Height 2 Storeys above grade _____ (m) Abeve grade<br>1 Storeys below grade | [A] 1.4.1.2 & 9.10.4 |
| 9.08 | Number of streets/ fire fighter access: 1 street(s) | 9.10.4 |
| 9.09 | Sprinkler System ☐ Required ☑ Not Required<br>Proposed: ☐ entire building ☐ selected compartments ☐ selected floor areas ☐ basement ☐ in lieu of roof rating ☑ none | 9.10.8.2-4 |
| 9.10 | Fire Alarm System ☐ Required ☑ Not Required | 9.10.18 |
| 9.11 | Water Service/ Supply is Adequate ☑ Yes ☐ No | |
| 9.12 | ConstructionType: Restriction: ☑ Combustible Permitted ☐ Non-combustible Required<br>Actual: ☐ Combustible ☐ Non-combustible ☑ Combination<br>Actual construction Heavy Timber Construction ☑ No ☐ Yes | 9.10.6 |
| 9.13 | Post-disaster Building ☑ No ☐ Yes | [A] 1.1.2.2.(2) |
| 9.14 | Occupant Load: Floor Level/ Area / Occupancy Type / Based On / Occup. Load<br>GROUND FLOOR 14<br>2ND FLOOR 34<br>BASEMENT | 3.1.17 |
| 9.15 | Barrier-free Design: ☑ Yes ☐ No Explaination _____ | 9.5.2 |
| 9.16 | Hazardous Substances ☐ Yes ☑ No Explaination _____ | 9.10.1.3 |
| 9.17 | Required Fire Resistance Ratings: Horizontal Assembly / Rating / Supporting Assembly (H) / Non combustible in lieu of rating?<br>Floors over basement 45 min. 45 min. ☐No ☐Yes ☐N/A<br>Floors 45 min. 45 min. ☐No ☐Yes ☐N/A<br>Mezzanine ☐No ☐Yes ☐N/A<br>Roof ☐No ☐Yes ☐N/A | 9.10.8 |
| 9.18 | Spatial Separation: Wall / EBF Area / L.D. (m) / L/H or / Permitted Max. % of Openings / Proposed % of Openings / ConstructionType / Cladding Type<br>SOUTH 201 16 - 92% 29% ☐Noncombustible ☐Noncombustible<br>NORTH 201 16 - 92% 34% ☐Noncombustible ☐Noncombustible<br>WEST 81 3 - 13% 13% ☐Noncombustible ☐Noncombustible<br>EAST 81 6 - 34% 25% ☐Noncombustible ☐Noncombustible<br>Insert additional lines as needed | 9.10.14., 9.10.15 |
| 9.19 | Plumbing Fixture Requirements: Ratio: Male/Female = 50:50 Except as noted otherwise<br>Floor level/ Area / Occupant Load / OBC Reference / FixturesRequired / FixturesProvided<br>10 UNITS (1/UNIT) SINK 10 10<br>LAVATORY 10 13<br>WATER CLOSET 10 13<br>SHOWER/BATHTUB 10 12<br>Insert additional lines as needed | 9.31 & 3.7.4 |
| 9.20 | Energy Efficiency: Category:<br>Residential Compliance Option: ☐ SB-10 Prescriptive (Div.4) ☐ SB-10 Preformance (Div.2) ☐ SB-10 Prescriptive (Div.2)<br>Non-Residential Compliance Option: ☐ SB-12 Prescriptive Compliance Packages ☐ SB-12 Preformance Compliance ☐ SB-12 Other: Energy Star for New Homes ☐ EnerGuide for New Houses<br>Project Design Conditions:<br>Climatic Zone: _____<br>Fenestration: Gross Above Grade Wall or Roof Area (m²) / Gross Fenestration Area (m²) / Fenestration Ratio<br>Vertical (W+D)<br>Skylights<br>Space Heating Fuel: ☐ Natural Gas ☐ Oil ☐ Electricity ☐ Propane ☐ Solid fuel ☐ Earth energy<br>Heating Equipment Efficiency: ☐ >90% AFUE ☐ >78% - >90% AFUE<br>Other Conditions: ☐ ICF Basement ☐ ICF Above Grade ☐ Walk-out Basement ☐ Slab-on-Ground ☐ Log/Post & Beam ☐ Blown-in Insulation Above Grade Wall ☐ Spray-applied Foam InsulationAbove Grade Wall ☐ Drain Water Heat Recovery Unit Provide<br>Compliance Package _____ | 12.2.1 |
| 3.25 | Notes: | |

**NAME OF CONSULTANT :** BARRY BRYAN ASSOCIATES
**CERTIFICATE OF PRACTICE NUMBER : 5192**
250 WATER STREET, SUITE 201
WHITBY, ONTARIO, CANADA. LIN 0G5
TEL : (905) - 666 - 5252
(Toronto) (905) - 427 - 4495
FAX : (905) - 666 - 5256

**NAME OF PROJECT :**
ELGIN PARK REDEVELOPMENT
BUILDING 2

**LOCATION OF PROJECT :**
265 - 327 ELGIN STREET,
COBOURG, ONTARIO

**DATE :**
NOVEMBER 6, 2020

| | Ontario Building Code Data Matrix Part 9 Housing and Small Buildings | OBC Reference |
|---|---|---|
| 9.00 | Building Code Version: O. Reg. 332/12 Last Amendment: O. Reg. 191/14 | |
| 9.01 | Project Type: ☑ New ☐ Change of use ☐ Addition ☐ Addition and Renovation ☐ Renovation<br>Description _____ | [A] 1.1.2. |
| 9.02 | Major Occupancy Classification: Occupancy: C Use: RESIDENTIAL | 9.10.2 |
| 9.03 | Superimposed Major Occupancies: ☐ Yes ☑ No<br>Description _____ | 9.10.2.3 |
| 9.04 | Building Area (m²) Description / Existing / New: 453.68 / Total: 453.68<br>Total= | [A] 1.4.1.2. |
| 9.05 | Gross Area (m²) Description / Existing / New / Total<br>GROUND FLOOR 446.93 446.93<br>2ND FLOOR 453.68 453.68<br>BASEMENT 234.53 234.53<br>Total= | [A] 1.4.1.2. |
| 9.06 | Mezzanine Area (m²) Description: N/A / Existing / New / Total<br>Total= | 9.10.4.1 |
| 9.07 | Building Height 2 Storeys above grade _____ (m) Abeve grade<br>1 Storeys below grade | [A] 1.4.1.2 & 9.10.4 |
| 9.08 | Number of streets/ fire fighter access: 1 street(s) | 9.10.4 |
| 9.09 | Sprinkler System ☐ Required ☑ Not Required<br>Proposed: ☐ entire building ☐ selected compartments ☐ selected floor areas ☐ basement ☐ in lieu of roof rating ☑ none | 9.10.8.2-4 |
| 9.10 | Fire Alarm System ☐ Required ☑ Not Required | 9.10.18 |
| 9.11 | Water Service/ Supply is Adequate ☑ Yes ☐ No | |
| 9.12 | ConstructionType: Restriction: ☑ Combustible Permitted ☐ Non-combustible Required<br>Actual: ☐ Combustible ☐ Non-combustible ☑ Combination<br>Actual construction Heavy Timber Construction ☑ No ☐ Yes | 9.10.6 |
| 9.13 | Post-disaster Building ☑ No ☐ Yes | [A] 1.1.2.2.(2) |
| 9.14 | Occupant Load: Floor Level/ Area / Occupancy Type / Based On / Occup. Load<br>GROUND FLOOR 14<br>2ND FLOOR 34<br>BASEMENT | 3.1.17 |
| 9.15 | Barrier-free Design: ☑ Yes ☐ No Explaination _____ | 9.5.2 |
| 9.16 | Hazardous Substances ☐ Yes ☑ No Explaination _____ | 9.10.1.3 |
| 9.17 | Required Fire Resistance Ratings: Horizontal Assembly / Rating / Supporting Assembly (H) / Non combustible in lieu of rating?<br>Floors over basement 45 min. 45 min. ☐No ☐Yes ☐N/A<br>Floors 45 min. 45 min. ☐No ☐Yes ☐N/A<br>Mezzanine ☐No ☐Yes ☐N/A<br>Roof ☐No ☐Yes ☐N/A | 9.10.8 |
| 9.18 | Spatial Separation: Wall / EBF Area / L.D. (m) / L/H or / Permitted Max. % of Openings / Proposed % of Openings / ConstructionType / Cladding Type / Permitted Max. % of Openings / Proposed % of Openings<br>SOUTH 201 16 - 92% 29% ☐Noncombustible ☐Noncombustible 33%<br>NORTH 201 16 - 92% 34% ☐Noncombustible ☐Noncombustible 24%<br>WEST 81 6 - 34% 25% ☐Noncombustible ☐Noncombustible 17%<br>EAST 81 3 - 13% 13% ☐Noncombustible ☐Noncombustible<br>Insert additional lines as needed | 9.10.14., 9.10.15 |
| 9.19 | Plumbing Fixture Requirements: Ratio: Male/Female = 50:50 Except as noted otherwise<br>Floor level/ Area / Occupant Load / OBC Reference / FixturesRequired / FixturesProvided<br>10 UNITS (1/UNIT) SINK 10 10<br>LAVATORY 10 13<br>WATER CLOSET 10 13<br>SHOWER/BATHTUB 10 12<br>Insert additional lines as needed | 9.31 & 3.7.4 |
| 9.20 | Energy Efficiency: Category:<br>Residential Compliance Option: ☐ SB-10 Prescriptive (Div.4) ☐ SB-10 Preformance (Div.2) ☐ SB-10 Prescriptive (Div.2)<br>Non-Residential Compliance Option: ☐ SB-12 Prescriptive Compliance Packages ☐ SB-12 Preformance Compliance ☐ SB-12 Other: Energy Star for New Homes ☐ EnerGuide for New Houses<br>Project Design Conditions:<br>Climatic Zone: _____<br>Fenestration: Gross Above Grade Wall or Roof Area (m²) / Gross Fenestration Area (m²) / Fenestration Ratio<br>Vertical (W+D)<br>Skylights<br>Space Heating Fuel: ☐ Natural Gas ☐ Oil ☐ Electricity ☐ Propane ☐ Solid fuel ☐ Earth energy<br>Heating Equipment Efficiency: ☐ >90% AFUE ☐ >78% - >90% AFUE<br>Other Conditions: ☐ ICF Basement ☐ ICF Above Grade ☐ Walk-out Basement ☐ Slab-on-Ground ☐ Log/Post & Beam ☐ Blown-in Insulation Above Grade Wall ☐ Spray-applied Foam InsulationAbove Grade Wall ☐ Drain Water Heat Recovery Unit Provide<br>Compliance Package _____ | 12.2.1 |
| 3.25 | Notes: | |

**NAME OF CONSULTANT :** BARRY BRYAN ASSOCIATES
**CERTIFICATE OF PRACTICE NUMBER : 5192**
250 WATER STREET, SUITE 201
WHITBY, ONTARIO, CANADA. LIN 0G5
TEL : (905) - 666 - 5252
(Toronto) (905) - 427 - 4495
FAX : (905) - 666 - 5256

**NAME OF PROJECT :**
ELGIN PARK REDEVELOPMENT
BUILDING 1

**LOCATION OF PROJECT :**
265 - 327 ELGIN STREET,
COBOURG, ONTARIO

**DATE :**
NOVEMBER 6, 2020

| | Ontario Building Code Data Matrix Part 9 Housing and Small Buildings | OBC Reference |
|---|---|---|
| 9.00 | Building Code Version: O. Reg. 332/12 Last Amendment: O. Reg. 191/14 | |
| 9.01 | Project Type: ☑ New ☐ Change of use ☐ Addition ☐ Addition and Renovation ☐ Renovation<br>Description _____ | [A] 1.1.2. |
| 9.02 | Major Occupancy Classification: Occupancy: C Use: RESIDENTIAL | 9.10.2 |
| 9.03 | Superimposed Major Occupancies: ☐ Yes ☑ No<br>Description _____ | 9.10.2.3 |
| 9.04 | Building Area (m²) Description / Existing / New: 476.35 / Total: 476.35<br>Total= | [A] 1.4.1.2. |
| 9.05 | Gross Area (m²) Description / Existing / New / Total<br>GROUND FLOOR 467.34 467.34<br>2ND FLOOR 475.35 475.35<br>BASEMENT 252.91 252.91<br>Total= | [A] 1.4.1.2. |
| 9.06 | Mezzanine Area (m²) Description: N/A / Existing / New / Total<br>Total= | 9.10.4.1 |
| 9.07 | Building Height 2 Storeys above grade _____ (m) Abeve grade<br>1 Storeys below grade | [A] 1.4.1.2 & 9.10.4 |
| 9.08 | Number of streets/ fire fighter access: 1 street(s) | 9.10.4 |
| 9.09 | Sprinkler System ☐ Required ☑ Not Required<br>Proposed: ☐ entire building ☐ selected compartments ☐ selected floor areas ☐ basement ☐ in lieu of roof rating ☑ none | 9.10.8.2-4 |
| 9.10 | Fire Alarm System ☐ Required ☑ Not Required | 9.10.18 |
| 9.11 | Water Service/ Supply is Adequate ☑ Yes ☐ No | |
| 9.12 | ConstructionType: Restriction: ☑ Combustible Permitted ☐ Non-combustible Required<br>Actual: ☐ Combustible ☐ Non-combustible ☑ Combination<br>Actual construction Heavy Timber Construction ☑ No ☐ Yes | 9.10.6 |
| 9.13 | Post-disaster Building ☑ No ☐ Yes | [A] 1.1.2.2.(2) |
| 9.14 | Occupant Load: Floor Level/ Area / Occupancy Type / Based On / Occup. Load<br>GROUND FLOOR 14<br>2ND FLOOR 34<br>BASEMENT | 3.1.17 |
| 9.15 | Barrier-free Design: ☑ Yes ☐ No Explaination _____ | 9.5.2 |
| 9.16 | Hazardous Substances ☐ Yes ☑ No Explaination _____ | 9.10.1.3 |
| 9.17 | Required Fire Resistance Ratings: Horizontal Assembly / Rating / Supporting Assembly (H) / Non combustible in lieu of rating?<br>Floors over basement 45 min. 45 min. ☐No ☐Yes ☐N/A<br>Floors 45 min. 45 min. ☐No ☐Yes ☐N/A<br>Mezzanine ☐No ☐Yes ☐N/A<br>Roof ☐No ☐Yes ☐N/A | 9.10.8 |
| 9.18 | Spatial Separation: Wall / EBF Area / L.D. (m) / L/H or / Permitted Max. % of Openings / Proposed % of Openings / ConstructionType / Cladding Type<br>SOUTH 212 16 - 92% 30% ☐Noncombustible ☐Noncombustible<br>NORTH 212 16 - 92% 34% ☐Noncombustible ☐Noncombustible<br>WEST 77 12 - 100% 29% ☐Noncombustible ☐Noncombustible<br>EAST 81 6 - 34% 28% ☐Noncombustible ☐Noncombustible<br>Insert additional lines as needed | 9.10.14., 9.10.15 |
| 9.19 | Plumbing Fixture Requirements: Ratio: Male/Female = 50:50 Except as noted otherwise<br>Floor level/ Area / Occupant Load / OBC Reference / FixturesRequired / FixturesProvided<br>10 UNITS (1/UNIT) SINK 10 10<br>LAVATORY 10 13<br>WATER CLOSET 10 13<br>SHOWER/BATHTUB 10 12<br>Insert additional lines as needed | 9.31 & 3.7.4 |
| 9.20 | Energy Efficiency: Category:<br>Residential Compliance Option: ☐ SB-10 Prescriptive (Div.4) ☐ SB-10 Preformance (Div.2) ☐ SB-10 Prescriptive (Div.2)<br>Non-Residential Compliance Option: ☐ SB-12 Prescriptive Compliance Packages ☐ SB-12 Preformance Compliance ☐ SB-12 Other: Energy Star for New Homes ☐ EnerGuide for New Houses<br>Project Design Conditions:<br>Climatic Zone: _____<br>Fenestration: Gross Above Grade Wall or Roof Area (m²) / Gross Fenestration Area (m²) / Fenestration Ratio<br>Vertical (W+D)<br>Skylights<br>Space Heating Fuel: ☐ Natural Gas ☐ Oil ☐ Electricity ☐ Propane ☐ Solid fuel ☐ Earth energy<br>Heating Equipment Efficiency: ☐ >90% AFUE ☐ >78% - >90% AFUE<br>Other Conditions: ☐ ICF Basement ☐ ICF Above Grade ☐ Walk-out Basement ☐ Slab-on-Ground ☐ Log/Post & Beam ☐ Blown-in Insulation Above Grade Wall ☐ Spray-applied Foam InsulationAbove Grade Wall ☐ Drain Water Heat Recovery Unit Provide<br>Compliance Package _____ | 12.2.1 |
| 3.25 | Notes: | |

DO NOT SCALE THE DRAWINGS
CHECK AND VERIFY ALL DIMENSIONS AT THE SITE.

ALL DRAWINGS, SPECIFICATIONS AND RELATED DOCUMENTS ARE THE COPYRIGHT PROPERTY OF THE CONSULTANT AND MUST BE RETURNED UPON REQUEST. REPRODUCTION OF DRAWINGS IN PART OR WHOLE WITHOUT THE PERMISSION OF THE CONSULTANT IS FORBIDDEN.

DRAWINGS ARE NOT TO BE USED FOR CONSTRUCTION UNTIL SIGNED AND SEALED BY THE CONSULTANT.

| NO. | ISSUES | DATE | BY |
|---|---|---|---|
| 1 | ISSUED FOR REZONING | 20/06/30 | BBA |
| 2 | ISSUED FOR SPA | 20/12/07 | BBA |

| NO. | REVISIONS | DATE | BY |
|---|---|---|---|

PROJECT:

**ELGIN PARK REDEVELOPMENT PROJECT**

265 - 327 ELGIN STREET
COBOURG, ONTARIO
NORTHUMBERLAND COUNTY

DRAWING:

**OBC MATRIX**

BBA
BARRY BRYAN ASSOCIATES
*Architects*
*Engineers*
*Project Managers*
201-250 Water Street
Whitby Ontario L1N 0G5
Tel: (905) 666-5252
Fax: (905) 666-5256
e-mail: bba@bba-archeng.com

| | |
|---|---|
| DESIGN BY: BBA | DOC CONTROL DATE: |
| DRAWN BY: NV | % COMPLETE: |
| CHECKED BY: NS | INITIAL: |
| DATE: 11/04/20 | |
| SCALE: 1 : 5 | |
| FILE: | |

PROJECT NO: **19284**

DRAWING NO: **A001**

**19284**
**Elgin Park**

BARRY BRYAN ASSOCIATES
Architects, Engineers, Project Managers
250 Water Street, Whitby, ON
(905) 666-5252
E-mail:

## Elgin Park Development - Total Unit Breakdown

| Unit Types | Number of Beds | Accessible/ Accessible Ready | Area m² | Area sqft | Level | Building 1 | Building 2 | Building 3 | Building 4 | | Totals/ Number of Bedroom | |
|---|---|---|---|---|---|---|---|---|---|---|---|---|
| **1 Bedroom** | | | | | | | | | | | **Total 1 Bed** | |
| 1A | 1 Bed | Accessible | 53 m² | 571 | Ground | 103 | 202 | | 403 | | | |
| 1A-1(R) | 1 Bed | Accessible | 53 m² | 571 | Ground | | | 305 | | | | |
| 1B | 1 Bed | NO | 60m² | 646 | Second | 108 | 208 | | 408 | | | |
| 1B-1(R) | 1 Bed | NO | 60m² | 646 | Second | | | 308 | | | | |
| 1C | 1 Bed | NO | 46.6m² | 502 | Ground | | 203 | | 404 | | 3 | Accessible |
| 1C-1(R) | 1 Bed | NO | 46.6m² | 502 | Ground | | | 304 | | | 1 | Accessible Ready |
| 1D | 1 Bed | NO | 52.3m² | 561 | Second | | 209 | | 409 | | 10 | Non Accessible |
| 1D-1(R) | 1 Bed | NO | 52.3m² | 561 | Second | | | 309 | | | 14 | 1 Bed Units |
| **2 Bedroom** | | | | | | | | | | | **Total 2 Bed** | |
| 2A | 2 Bed | Accessible | 70.4m² | 758 | Ground | 105 | 204 | | 405 | | | |
| 2A-1(R) | 2 Bed | Accessible | 70.4m² | 758 | Ground | | | 303 | | | 2 | Accessible |
| 2B | 2 Bed | NO | 70.4m² | 758 | Ground | 104 | | | | | 2 | Accessible Ready |
| 2C | 2 Bed | NO | 80m² | 861 | Second | 109, 110 | 210 | | 410 | | 6 | Non Accessible |
| 2C-1(R) | 2 Bed | NO | 80m² | 861 | Second | | | 307 | | | 10 | 2 Bed Units |
| **3 Bedroom** | | | | | | | | | | | **Total 3 Bed** | |
| 3A-TH | 3 Bed | NO | 89.6m² | 965 | Townhome | 102 | | 302 | 402 | | | |
| 3A-1 - TH(R) | 3 Bed | NO | 89.6m² | 965 | Townhome | 106 | 205 | | 406 | | | |
| 3B | 3 Bed | Accessible | 95m² | 1023 | Flat | | 201 | | | | 2 | Accessible |
| 3B-1(R) | 3 Bed | Accessible | 95m² | 1023 | Flat | | | 306 | | | 0 | Accessible Ready |
| 3C | 3Bed | NO | 112m² | 1205 | Flat | | 207 | | | | 8 | Non Accessible |
| 3C-1(R) | 3Bed | NO | 112m² | 1205 | Flat | | | 310 | | | 10 | 3 Bed Units |
| **4 Bedroom** | | | | | | | | | | | **Total 4 Bed** | |
| 4A-TH | 4 Bed | Accessible | 108.1m² | 1164 | Townhome | | | 301 | | | 2 | Accessible |
| 4A-1-TH(R) | 4 Bed | Accessible | 108.1m² | 1164 | Townhome | | 208 | | | | 0 | Accessible Ready |
| 4B-TH | 4 Bed | Accessible | 108.1m² | 1164 | Townhome | 101 | | 301 | 401 | | 4 | Non Accessible |
| 4B-1-TH(R) | 4 Bed | Accessible | 108.1m² | 1164 | Townhome | 107 | 206 | | 407 | | 8 | Total Units |

**Legend**

- Non Accessible Unit
- Accessible Unit
- Accessible Ready Unit

**NAME OF CONSULTANT :** BARRY BRYAN ASSOCIATES
**CERTIFICATE OF PRACTICE NUMBER : 5192**
250 WATER STREET, SUITE 201
WHITBY, ONTARIO, CANADA. LIN 0G5
TEL. (905) - 666 - 5252
(Toronto) (905) - 427 - 4495
FAX. (905) - 666 - 5256

**NAME OF PROJECT :**
ELGIN PARK REDEVELOPMENT
BUILDING 5

**LOCATION OF PROJECT :**
265 - 327 ELGIN STREET,
COBOURG, ONTARIO
**DATE :**
NOVEMBER 6, 2020

| | | Ontario Building Code Data Matrix Part 9 Housing and Small Buildings | OBC Reference |
|---|---|---|---|
| 9.00 | Building Code Version: | O. Reg. 332/12 — Last Amendment: O. Reg. 191/14 | |
| 9.01 | Project Type: | ☑ New ☐ Addition ☐ Renovation<br>☐ Change of use ☐ Addition and Renovation<br>Description _____ | [A] 1.1.2. |
| 9.02 | Major Occupancy Classification: | Occupancy: D — Use: BUSINESS AND PERSONAL SERVICES | 9.10.2 |
| 9.03 | Superimposed Major Occupancies: | ☐ Yes ☑ No<br>Description _____ | 9.10.2.3 |
| 9.04 | Building Area (m²) | Description — Existing — New: 66.42 — Total: 66.42<br>Total= | [A] 1.4.1.2. |
| 9.05 | Gross Area (m²) | Description: GROUND FLOOR — Existing — New: 66.42 — Total: 66.42<br>Total= | [A] 1.4.1.2. |
| 9.06 | Mezzanine Area (m²) | Description: N/A — Existing — New — Total<br>Total= | 9.10.4.1 |
| 9.07 | Building Height | 1 Storeys above grade _____ (m) Above grade<br>_____ Storeys below grade | [A] 1.4.1.2 & 9.10.4. |
| 9.08 | Number of streets/ fire fighter access: | 1 street(s) | 9.10.4 |
| 3.09 | Sprinkler System | ☐ Required ☑ Not Required<br>Proposed: ☐ entire building ☐ selected compartments ☐ selected floor areas ☐ basement ☐ in lieu of roof rating ☑ none | 9.10.8.2-4 |
| 9.10 | Fire Alarm System | ☐ Required ☑ Not Required | 9.10.18 |
| 9.11 | Water Service/ Supply is Adequate | ☑ Yes ☐ No | |
| 9.12 | ConstructionType: | Restriction: ☑ Combustible Permitted ☐ Non-combustible Required<br>Actual: ☐ Combustible ☐ Non-combustible ☑ Combination<br>Actual construction: Heavy Timber Construction ☑ No ☐ Yes | 9.10.6 |
| 9.13 | Post-disaster Building | ☑ No ☐ Yes | [A] 1.1.2.2.(2) |
| 9.14 | Occupant Load: | Floor Level/ Area: GROUND FLOOR — Occupancy Type — Based On — Occup. Load: 14 | 3.1.17 |
| 9.15 | Barrier-free Design: | ☑ Yes Explaination _____<br>☐ No | 9.5.2 |
| 9.16 | Hazardous Substances | ☐ Yes Explaination _____<br>☑ No | 9.10.1.3 |
| 9.17 | Required Fire Resistance Ratings: | Horizontal Assembly — Rating — Supporting Assembly (H) — Non combustible in lieu of rating?<br>Floors over basement ☐No ☐Yes ☐N/A<br>Floors ☐No ☐Yes ☐N/A<br>Mezzanine ☐No ☐Yes ☐N/A<br>Roof ☐No ☐Yes ☐N/A | 9.10.8 |
| 9.18 | Spatial Separation: | Wall — EBF Area — L.D. (m) — L/H or — Permitted Max. % of Openings — Proposed % of Openings — Cladding Type<br>SOUTH 41 20 - N/A 18% ☐Noncombustible ☐Noncombustible<br>NORTH 41 16 - N/A 27% ☐Noncombustible ☐Noncombustible<br>WEST 28 3 - 23% 14% ☐Noncombustible ☐Noncombustible<br>EAST 28 3 - 23% 14% ☐Noncombustible ☐Noncombustible<br>Insert additional lines as needed | 9.10.14., 9.10.15 |
| 9.19 | Plumbing Fixture Requirements: | Ratio: Male/Female = 50:50 Except as noted otherwise<br>Floor level/ Area — Occupant Load — OBC Reference — FixturesRequired — FixturesProvided<br>SINK — 1<br>LAVATORY — 1<br>WATER CLOSET — 1<br>Insert additional lines as needed | 9.31 & 3.7.4 |
| 9.20 | Energy Efficiency: | Category:<br>Residential Compliance Option: ☐ SB-10 Prescriptive (Div.4) ☐ SB-10 Preformance (Div.2) ☐ SB-10 Prescriptive (Div.2)<br>Non-Residential Compliance Option: ☐ SB-12 Prescriptive Compliance Packages ☐ SB-12 Preformance Compliance ☐ SB-12 Other: Energy Star for New Homes ☐ EnerGuide for New Houses<br>Project Design Conditions:<br>Climatic Zone: _____<br>Fenestration — Gross Above Grade Wall or Roof Area (m²) — Gross Fenestration Area (m²) — Fenestration Ratio<br>Vertical (W+D) — Skylights<br>Space Heating Fuel: ☐ Natural Gas ☐ Oil ☐ Electricity ☐ Propane ☐ Solid fuel ☐ Earth energy<br>Heating Equipment Efficiency: ☐ ≥90% AFUE ☐ ≥78% - ≥90% AFUE<br>Other Conditions: ☐ ICF Basement ☐ ICF Above Grade ☐ Walk-out Basement ☐ Slab-on-Ground ☐ Log/Post & Beam ☐ Blown-in Insulation Above Grade Wall ☐ Spray-applied Foam InsulationAbove Grade Wall ☐ Drain Water Heat Recovery Unit Provide<br>Compliance Package _____ | 12.2.1 |
| 3.25 | Notes: | | |

DO NOT SCALE THE DRAWINGS
CHECK AND VERIFY ALL DIMENSIONS AT THE SITE.

ALL DRAWINGS, SPECIFICATIONS AND RELATED DOCUMENTS ARE THE COPYRIGHT PROPERTY OF THE CONSULTANT AND MUST BE RETURNED UPON REQUEST. REPRODUCTION OF DRAWINGS IN PART OR WHOLE WITHOUT THE PERMISSION OF THE CONSULTANT IS FORBIDDEN.

DRAWINGS ARE NOT TO BE USED FOR CONSTRUCTION UNTIL SIGNED AND SEALED BY THE CONSULTANT.

| NO. | ISSUES | DATE | BY |
|---|---|---|---|
| 1 | ISSUED FOR REZONING | 20/06/30 | BBA |
| 2 | ISSUED FOR SPA | 20/12/07 | BBA |

| NO. | REVISIONS | DATE | BY |
|---|---|---|---|

PROJECT:

**ELGIN PARK REDEVELOPMENT PROJECT**

265 - 327 ELGIN STREET
COBOURG, ONTARIO
NORTHUMBERLAND COUNTY

DRAWING:

**OBC MATRIX**

BBA
BARRY BRYAN ASSOCIATES
*Architects*
*Engineers*
*Project Managers*
201-250 Water Street
Whitby Ontario L1N 0G5
Tel: (905) 666-5252
Fax: (905) 666-5256
e-mail: bba@bba-archeng.com

| | |
|---|---|
| DESIGN BY: BBA | DOC CONTROL DATE: |
| DRAWN BY: NV | % COMPLETE: |
| CHECKED BY: NS | INITIAL: |
| DATE: 11/04/20 | |
| SCALE: 1 : 5 | |
| FILE: | |

PROJECT NO: **19284**

DRAWING NO: **A002**

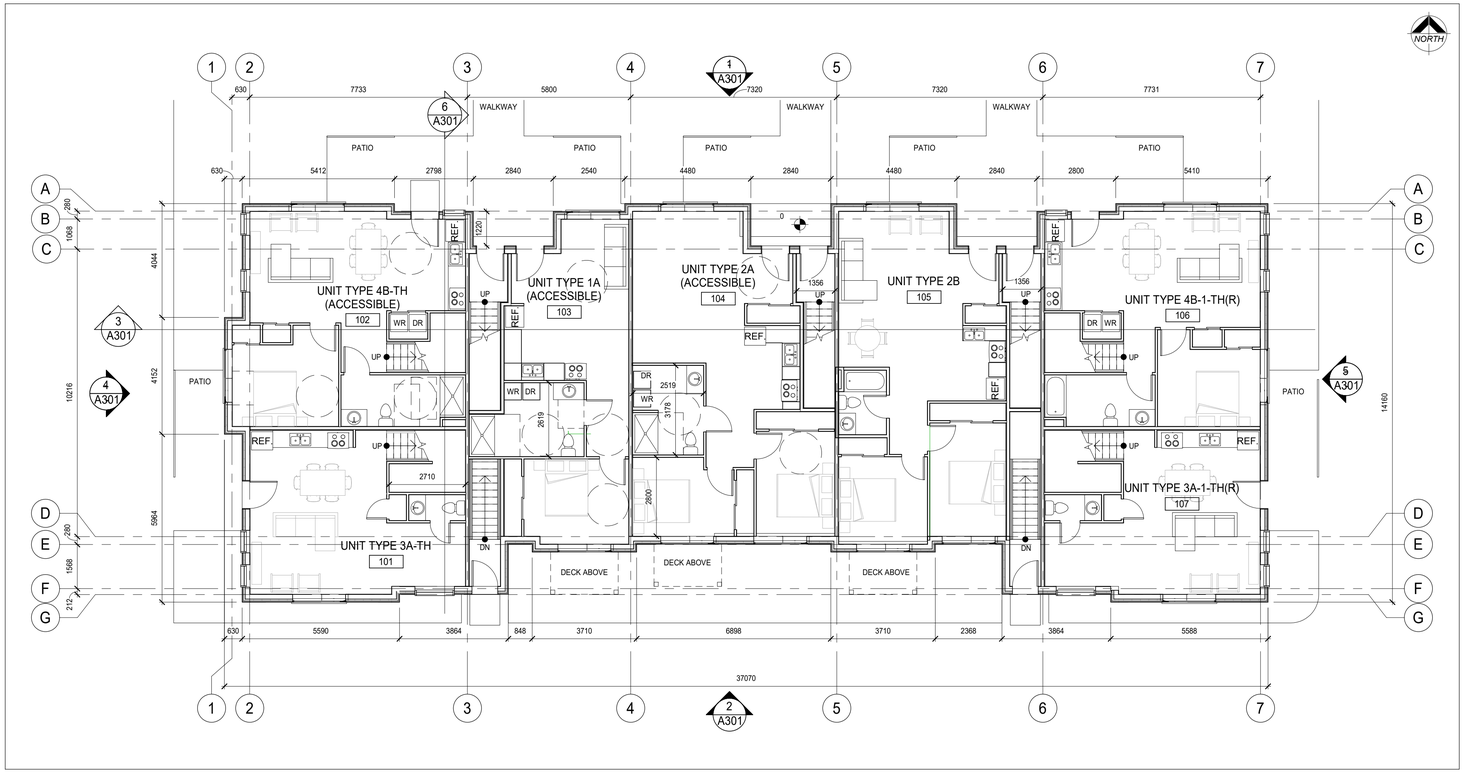


2 A201 BUILDING 1 GROUND FLOOR
1 : 100

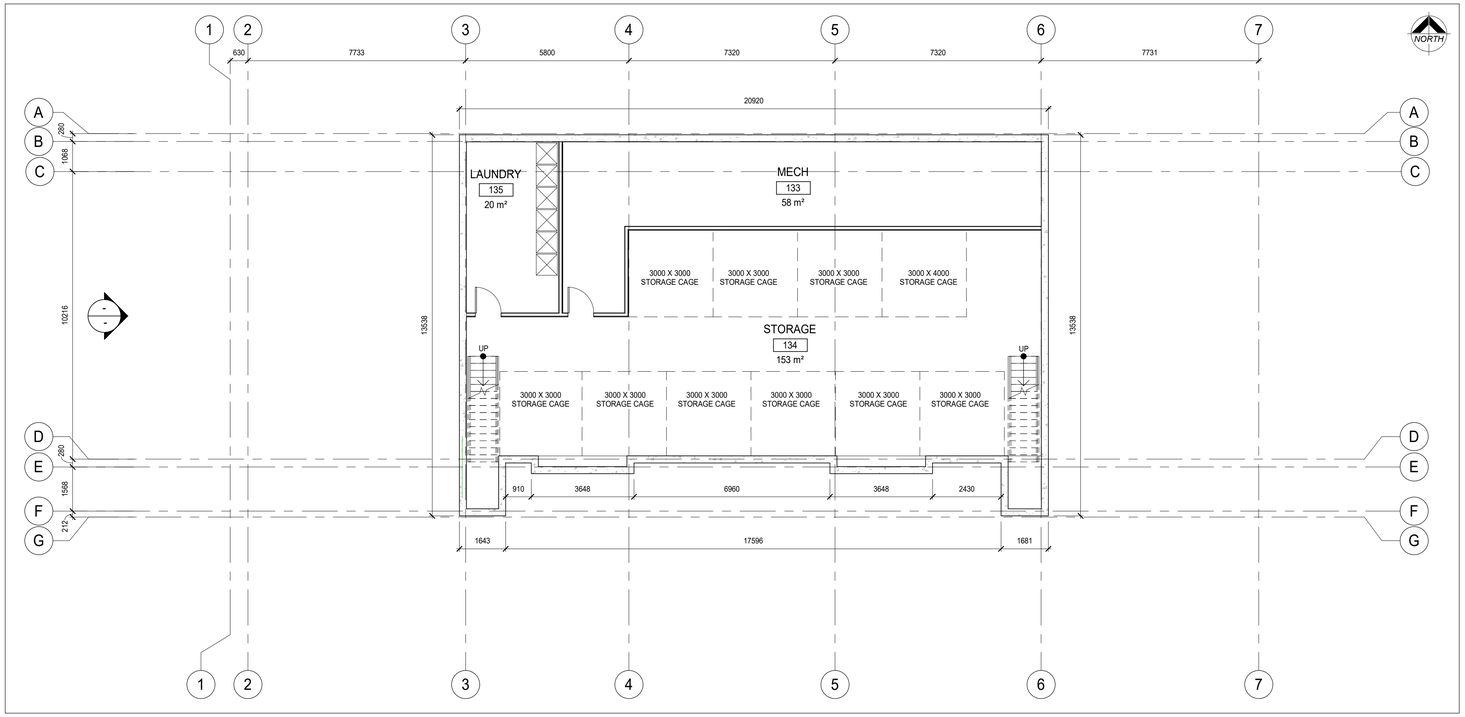


1 A201 BUILDING 1 BASEMENT FLOOR
1 : 100

DO NOT SCALE THE DRAWINGS
CHECK AND VERIFY ALL DIMENSIONS AT THE SITE.

ALL DRAWINGS, SPECIFICATIONS AND RELATED DOCUMENTS ARE THE COPYRIGHT PROPERTY OF THE CONSULTANT AND MUST BE RETURNED UPON REQUEST. REPRODUCTION OF DRAWINGS IN PART OR WHOLE WITHOUT THE PERMISSION OF THE CONSULTANT IS FORBIDDEN.

DRAWINGS ARE NOT TO BE USED FOR CONSTRUCTION UNTIL SIGNED AND SEALED BY THE CONSULTANT.

| NO. | ISSUES | DATE | BY |
|---|---|---|---|
| 1 | ISSUED FOR REZONING | 20/06/30 | BBA |
| 2 | ISSUED FOR SPA | 20/12/07 | BBA |

| NO. | REVISIONS | DATE | BY |
|---|---|---|---|

PROJECT:

**ELGIN PARK REDEVELOPMENT PROJECT**

265 - 327 ELGIN STREET
COBOURG, ONTARIO
NORTHUMBERLAND COUNTY

DRAWING:

**BUILDING 1, BASEMENT & GROUND FLOOR PLAN**

BBA
BARRY BRYAN ASSOCIATES
*Architects*
*Engineers*
*Project Managers*
201-250 Water Street
Whitby Ontario L1N 0G5
Tel: (905) 666-5252
Fax: (905) 666-5256
e-mail: bba@bba-archeng.com

| | |
|---|---|
| DESIGN BY: BBA | DOC CONTROL DATE: |
| DRAWN BY: NV | % COMPLETE: |
| CHECKED BY: NS | INITIAL: |
| DATE: 10/26/20 | |
| SCALE: 1 : 100 | |
| FILE: | |

PROJECT NO: **19284**

DRAWING NO: **A201**

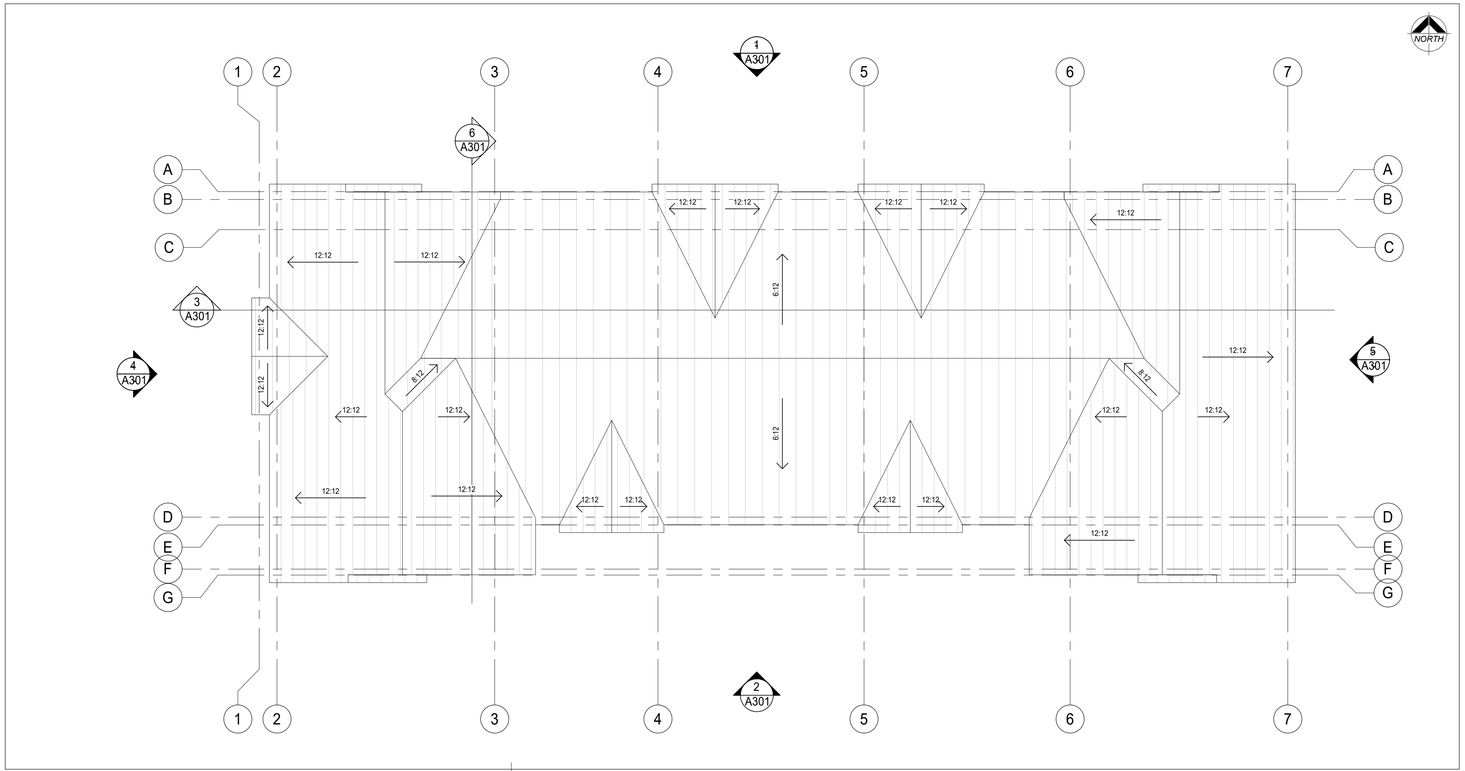


2 A202 BUILDING 1 ROOF
1 : 100

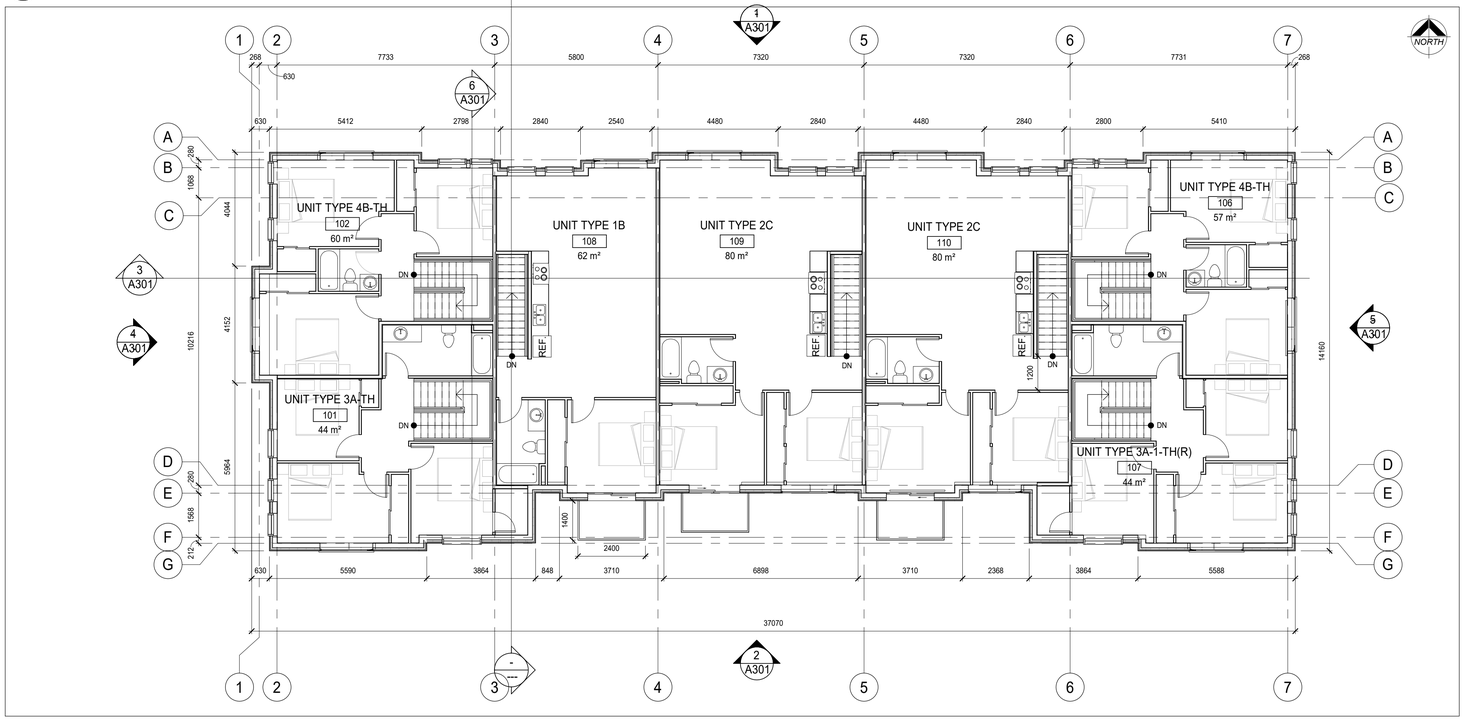


1 A202 BUILDING 1 2ND FLOOR
1 : 100

DO NOT SCALE THE DRAWINGS
CHECK AND VERIFY ALL DIMENSIONS AT THE SITE.

ALL DRAWINGS, SPECIFICATIONS AND RELATED DOCUMENTS ARE THE COPYRIGHT PROPERTY OF THE CONSULTANT AND MUST BE RETURNED UPON REQUEST. REPRODUCTION OF DRAWINGS IN PART OR WHOLE WITHOUT THE PERMISSION OF THE CONSULTANT IS FORBIDDEN.

DRAWINGS ARE NOT TO BE USED FOR CONSTRUCTION UNTIL SIGNED AND SEALED BY THE CONSULTANT.

| NO. | ISSUES | DATE | BY |
|---|---|---|---|
| 1 | ISSUED FOR REZONING | 20/06/30 | BBA |
| 2 | ISSUED FOR SPA | 20/12/07 | BBA |

| NO. | REVISIONS | DATE | BY |
|---|---|---|---|

PROJECT:

**ELGIN PARK REDEVELOPMENT PROJECT**

265 - 327 ELGIN STREET
COBOURG, ONTARIO
NORTHUMBERLAND COUNTY

DRAWING:

**BUILDING 1, 2ND FLOOR & ROOF PLAN**

BBA
BARRY BRYAN ASSOCIATES

*Architects*
*Engineers*
*Project Managers*

201-250 Water Street
Whitby Ontario L1N 0G5
Tel: (905) 666-5252
Fax: (905) 666-5256
e-mail: bba@bba-archeng.com

| | |
|---|---|
| DESIGN BY: BBA | DOC CONTROL DATE: |
| DRAWN BY: NV | % COMPLETE: |
| CHECKED BY: NS | INITIAL: |
| DATE: 06/29/20 | |
| SCALE: 1 : 100 | |
| FILE: | |

PROJECT NO: **19284**

DRAWING NO: **A202**

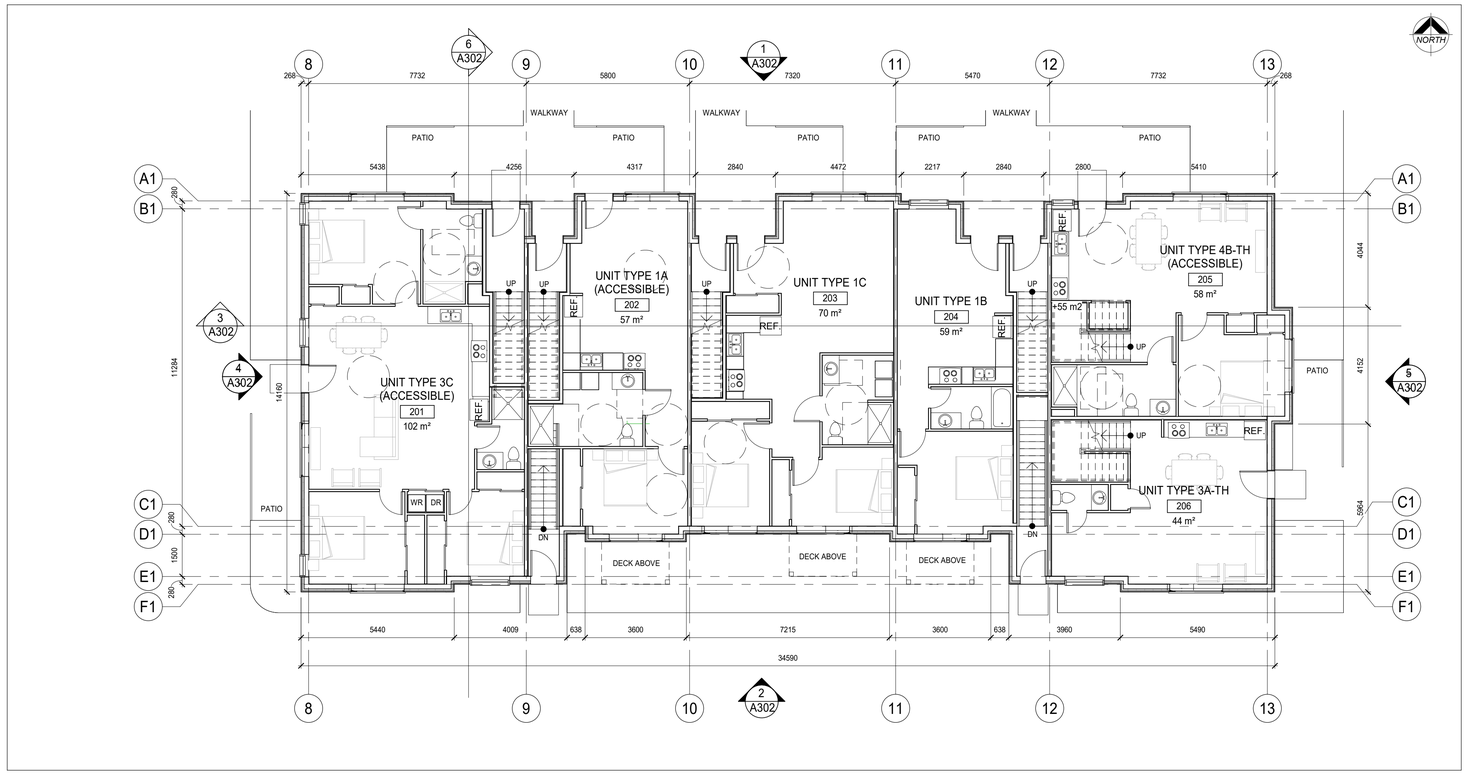


2 A203 BUILDING 2 GROUND FLOOR
1 : 100

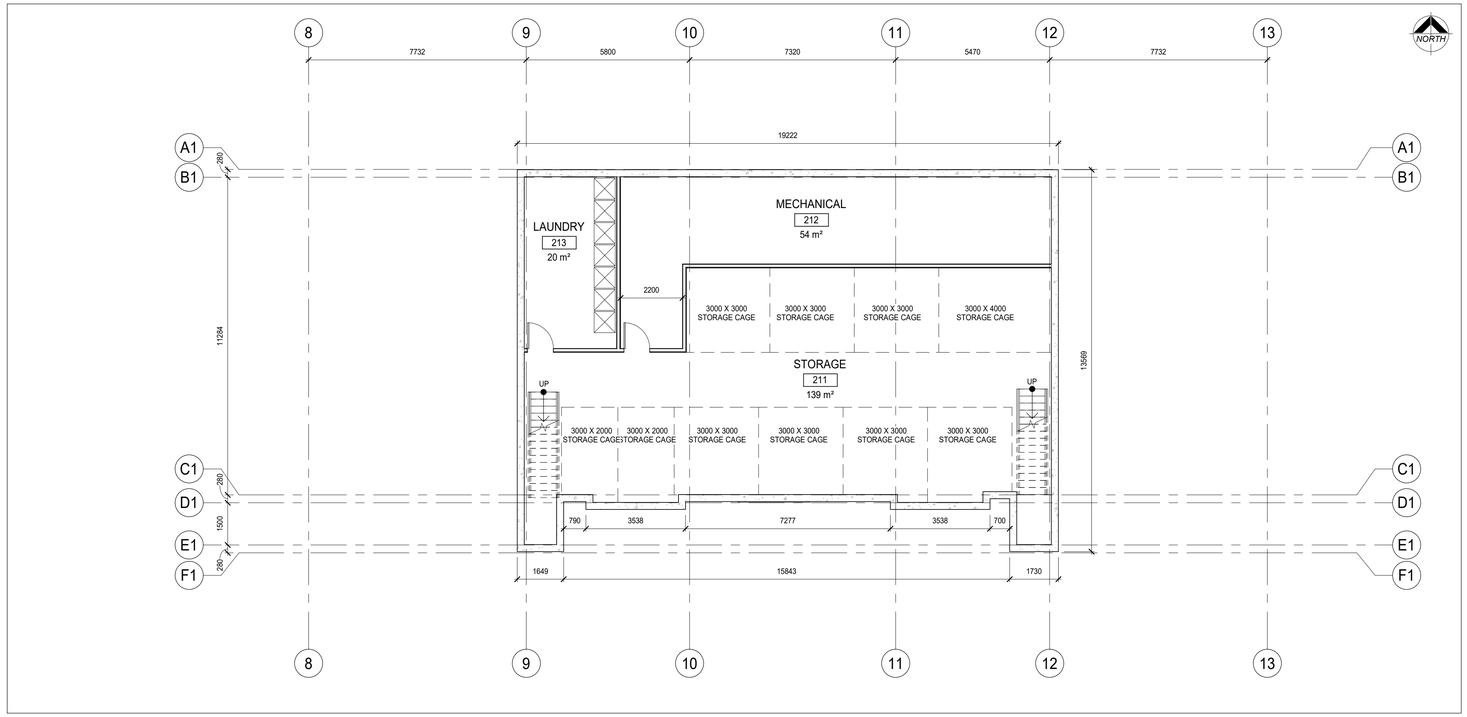


1 A203 BUILDING 2 BASEMENT FLOOR
1 : 100

DO NOT SCALE THE DRAWINGS
CHECK AND VERIFY ALL DIMENSIONS AT THE SITE.

ALL DRAWINGS, SPECIFICATIONS AND RELATED DOCUMENTS ARE THE COPYRIGHT PROPERTY OF THE CONSULTANT AND MUST BE RETURNED UPON REQUEST. REPRODUCTION OF DRAWINGS IN PART OR WHOLE WITHOUT THE PERMISSION OF THE CONSULTANT IS FORBIDDEN.

DRAWINGS ARE NOT TO BE USED FOR CONSTRUCTION UNTIL SIGNED AND SEALED BY THE CONSULTANT.

| NO. | ISSUES | DATE | BY |
|---|---|---|---|
| 1 | ISSUED FOR REZONING | 20/06/30 | BBA |
| 2 | ISSUED FOR SPA | 20/12/07 | BBA |

| NO. | REVISIONS | DATE | BY |
|---|---|---|---|

PROJECT:

**ELGIN PARK REDEVELOPMENT PROJECT**

265 - 327 ELGIN STREET
COBOURG, ONTARIO
NORTHUMBERLAND COUNTY

DRAWING:

**BUILDING 2, BASEMENT & GROUND FLOOR PLAN**

BBA

BARRY BRYAN ASSOCIATES

*Architects*
*Engineers*
*Project Managers*

201-250 Water Street
Whitby Ontario L1N 0G5

Tel: (905) 666-5252
Fax: (905) 666-5256
e-mail: bba@bba-archeng.com

| | |
|---|---|
| DESIGN BY: BBA | DOC CONTROL DATE: |
| DRAWN BY: NV | % COMPLETE: |
| CHECKED BY: NS | INITIAL: |
| DATE: 06/29/20 | |
| SCALE: 1 : 100 | |
| FILE: | |

PROJECT NO: **19284**

DRAWING NO: **A203**

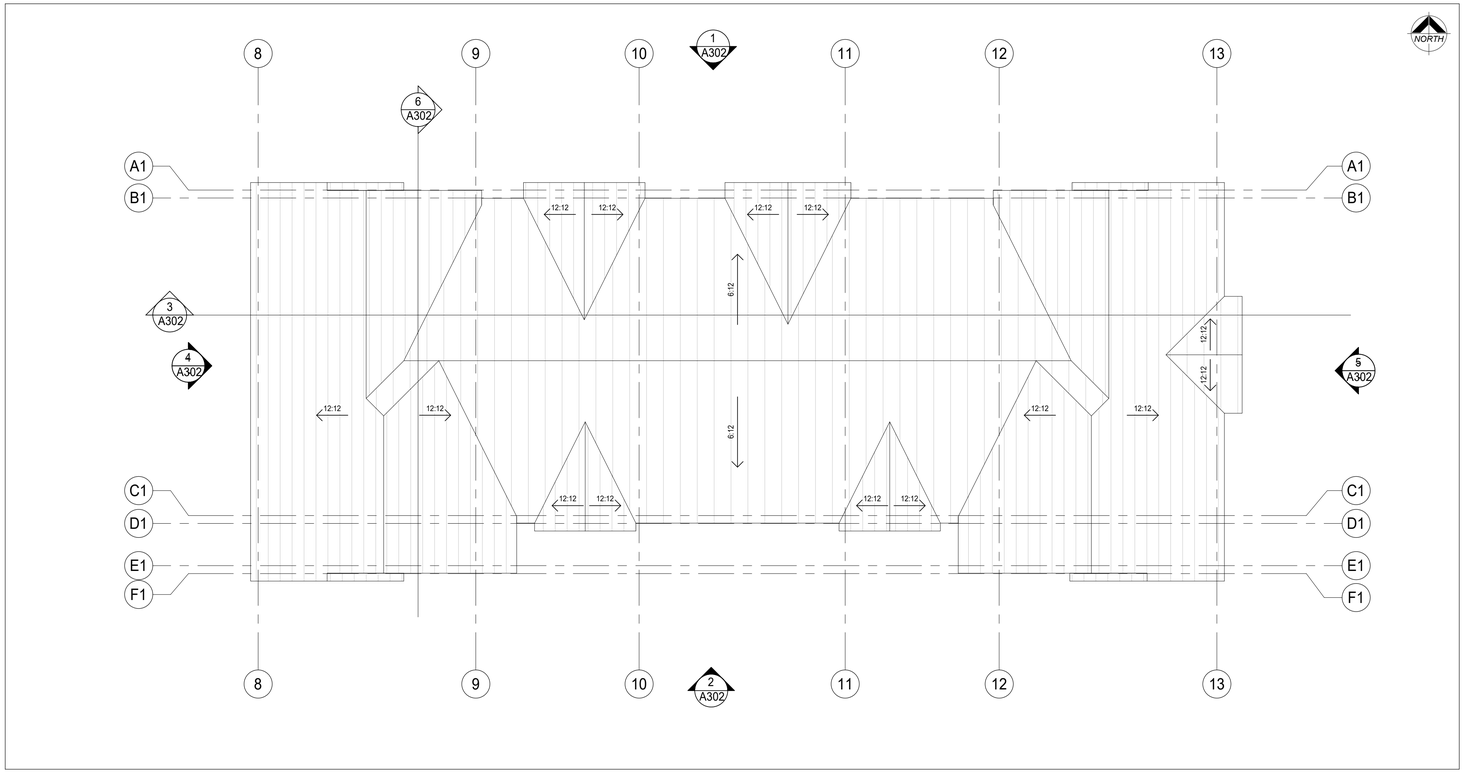


2 A204 BUILDING 1 ROOF
1 : 100

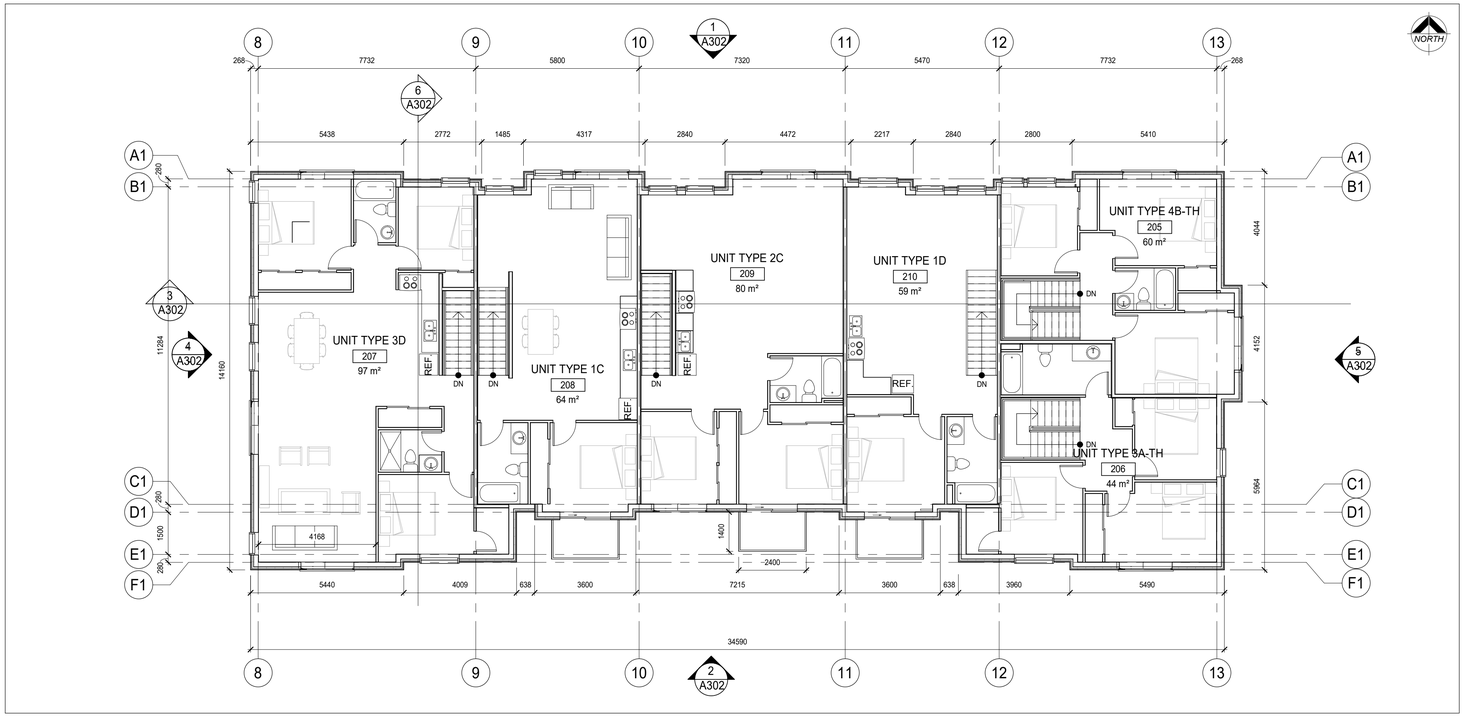


1 A204 BUILDING 2 2ND FLOOR
1 : 100

DO NOT SCALE THE DRAWINGS
CHECK AND VERIFY ALL DIMENSIONS AT THE SITE.

ALL DRAWINGS, SPECIFICATIONS AND RELATED DOCUMENTS ARE THE COPYRIGHT PROPERTY OF THE CONSULTANT AND MUST BE RETURNED UPON REQUEST. REPRODUCTION OF DRAWINGS IN PART OR WHOLE WITHOUT THE PERMISSION OF THE CONSULTANT IS FORBIDDEN.

DRAWINGS ARE NOT TO BE USED FOR CONSTRUCTION UNTIL SIGNED AND SEALED BY THE CONSULTANT.

| NO. | ISSUES | DATE | BY |
|---|---|---|---|
| 1 | ISSUED FOR REZONING | 20/06/30 | BBA |
| 2 | ISSUED FOR SPA | 20/12/07 | BBA |

| NO. | REVISIONS | DATE | BY |
|---|---|---|---|

PROJECT:

**ELGIN PARK REDEVELOPMENT PROJECT**

265 - 327 ELGIN STREET
COBOURG, ONTARIO
NORTHUMBERLAND COUNTY

DRAWING:

**BUILDING 2, 2ND FLOOR & ROOF PLAN**

BBA

BARRY BRYAN ASSOCIATES

*Architects*
*Engineers*
*Project Managers*

201-250 Water Street
Whitby Ontario L1N 0G5

Tel: (905) 666-5252
Fax: (905) 666-5256
e-mail: bba@bba-archeng.com

| | |
|---|---|
| DESIGN BY: BBA | DOC CONTROL DATE: |
| DRAWN BY: NV | % COMPLETE: |
| CHECKED BY: NS | INITIAL: |
| DATE: 06/29/20 | |
| SCALE: 1 : 100 | |
| FILE: | |

PROJECT NO: **19284**

DRAWING NO: **A204**

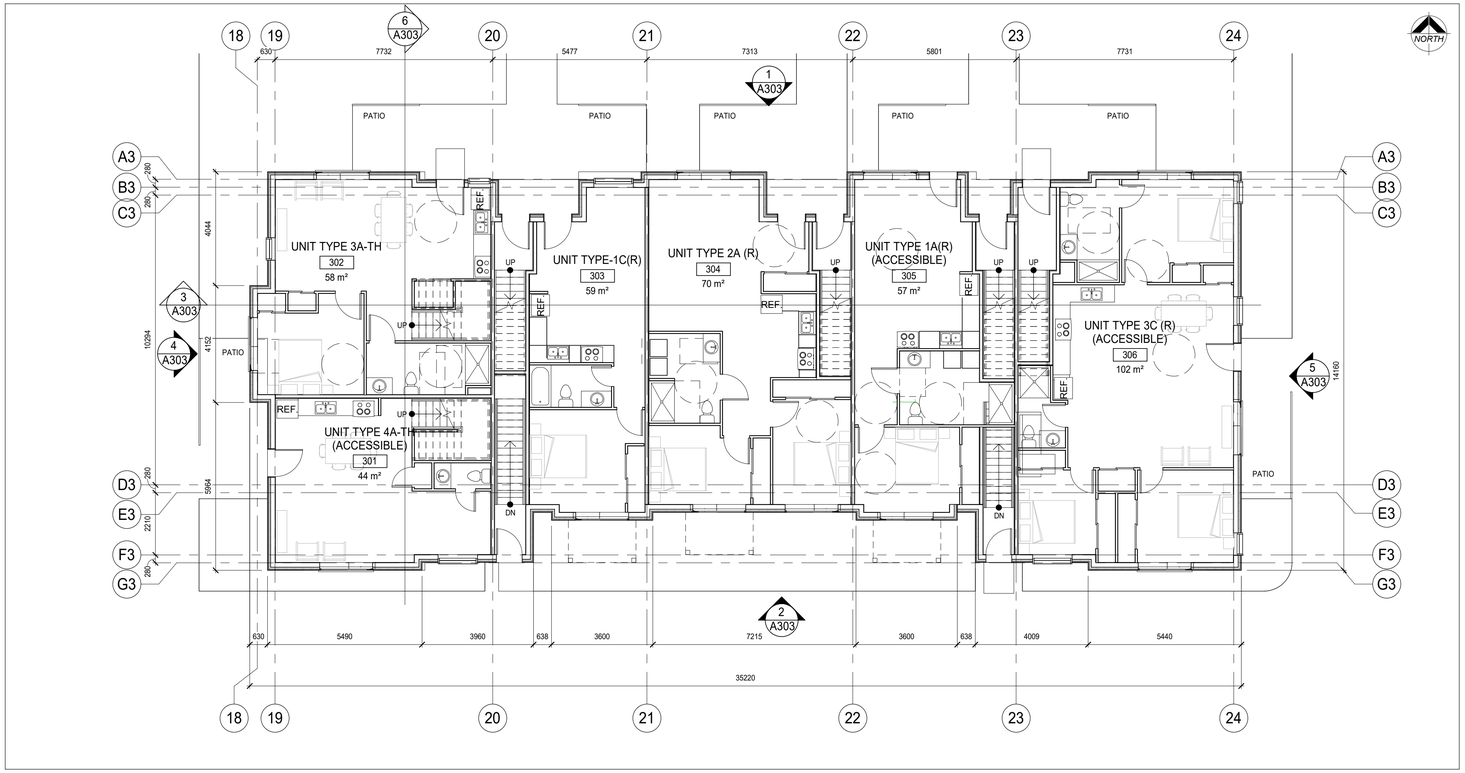


2 A205 BUILDING 3 GROUND FLOOR

1 : 100

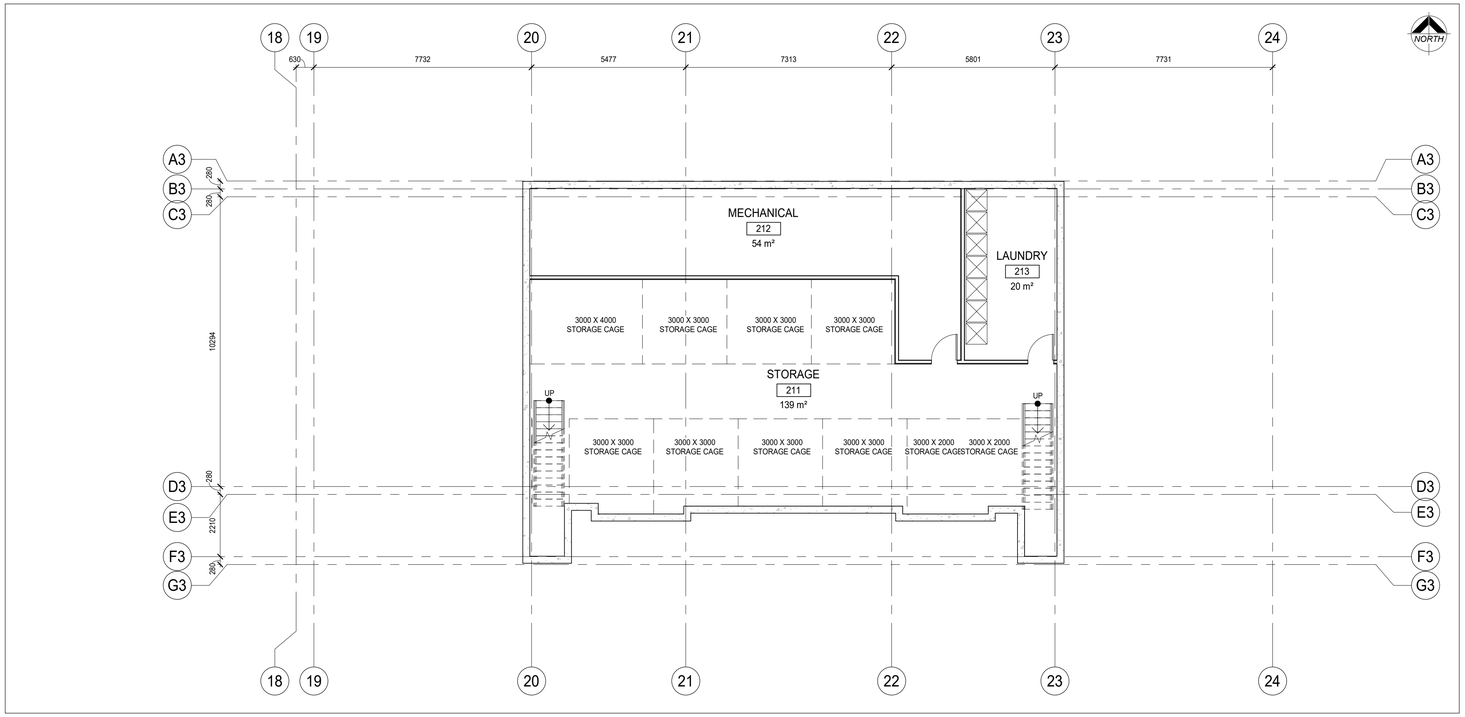


1 A205 BUILDING 3 BASEMENT FLOOR

1 : 100

DO NOT SCALE THE DRAWINGS
CHECK AND VERIFY ALL DIMENSIONS AT THE SITE.

ALL DRAWINGS, SPECIFICATIONS AND RELATED DOCUMENTS ARE THE COPYRIGHT PROPERTY OF THE CONSULTANT AND MUST BE RETURNED UPON REQUEST. REPRODUCTION OF DRAWINGS IN PART OR WHOLE WITHOUT THE PERMISSION OF THE CONSULTANT IS FORBIDDEN.

DRAWINGS ARE NOT TO BE USED FOR CONSTRUCTION UNTIL SIGNED AND SEALED BY THE CONSULTANT.

| NO. | ISSUES | DATE | BY |
|---|---|---|---|
| 1 | ISSUED FOR REZONING | 20/06/30 | BBA |
| 2 | ISSUED FOR SPA | 20/12/07 | BBA |

| NO. | REVISIONS | DATE | BY |
|---|---|---|---|

PROJECT:

**ELGIN PARK REDEVELOPMENT PROJECT**

265 - 327 ELGIN STREET
COBOURG, ONTARIO
NORTHUMBERLAND COUNTY

DRAWING:

**BUILDING 3, BASEMENT & GROUND FLOOR PLAN**

BBA

BARRY BRYAN ASSOCIATES

*Architects*
*Engineers*
*Project Managers*

201-250 Water Street
Whitby Ontario L1N 0G5

Tel: (905) 666-5252
Fax: (905) 666-5256
e-mail: bba@bba-archeng.com

| | |
|---|---|
| DESIGN BY: BBA | DOC CONTROL DATE: |
| DRAWN BY: NV | % COMPLETE: |
| CHECKED BY: NS | INITIAL: |
| DATE: 06/29/20 | |
| SCALE: 1 : 100 | |
| FILE: | |

PROJECT NO: **19284**

DRAWING NO: **A205**

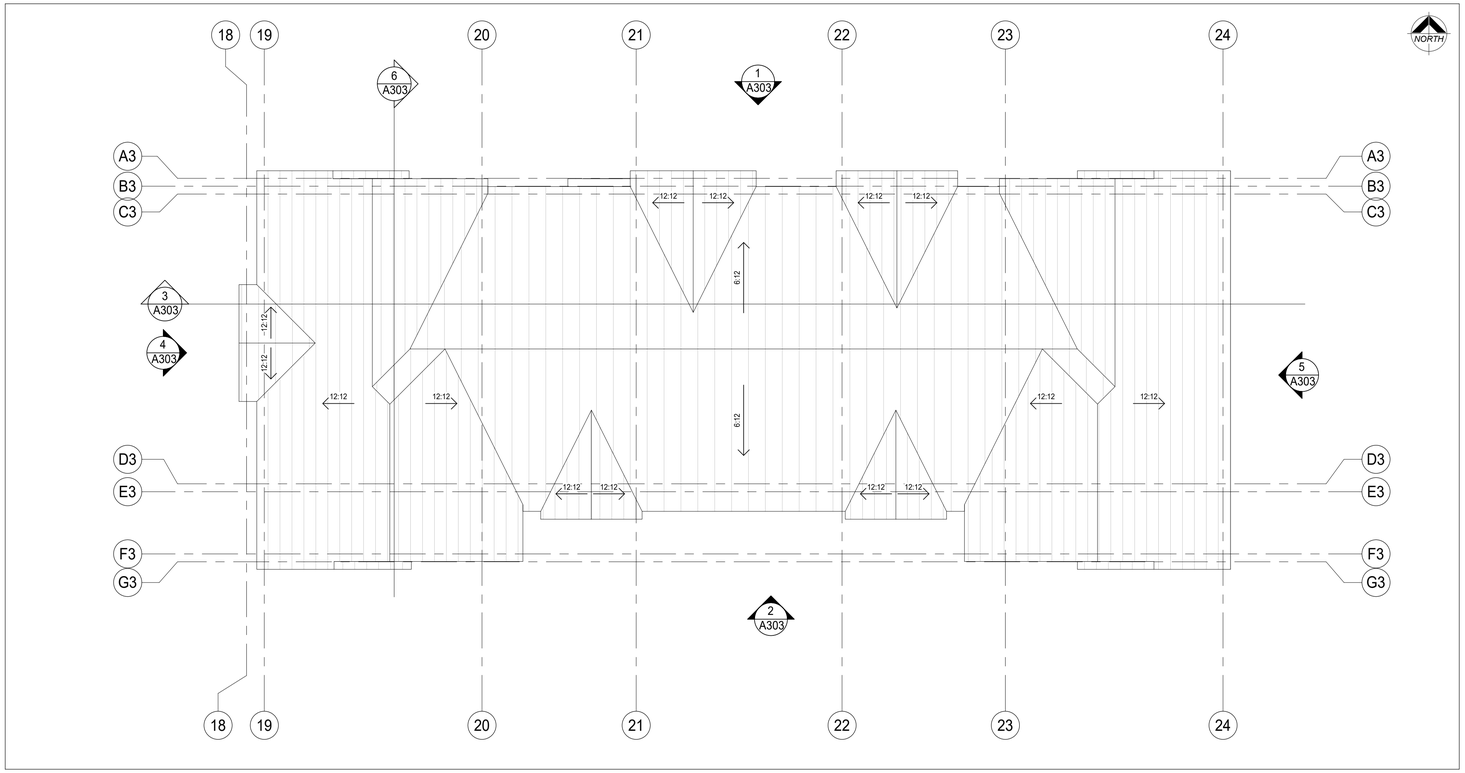


2 A206 BUILDING 3 ROOF PLAN

1 : 100

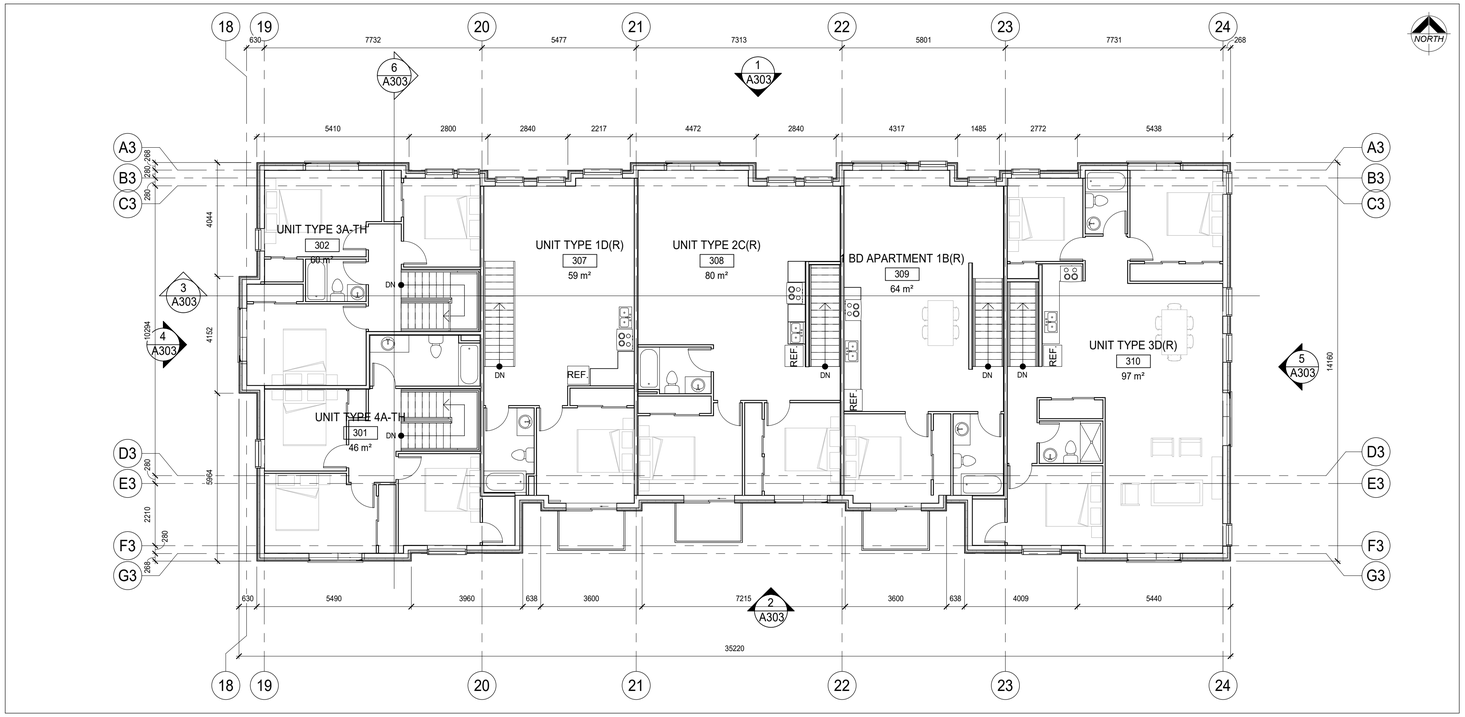


1 A206 BUILDING 3 2ND FLOOR PLAN

1 : 100

DO NOT SCALE THE DRAWINGS
CHECK AND VERIFY ALL DIMENSIONS AT THE SITE.

ALL DRAWINGS, SPECIFICATIONS AND RELATED DOCUMENTS ARE THE COPYRIGHT PROPERTY OF THE CONSULTANT AND MUST BE RETURNED UPON REQUEST. REPRODUCTION OF DRAWINGS IN PART OR WHOLE WITHOUT THE PERMISSION OF THE CONSULTANT IS FORBIDDEN.

DRAWINGS ARE NOT TO BE USED FOR CONSTRUCTION UNTIL SIGNED AND SEALED BY THE CONSULTANT.

| NO. | ISSUES | DATE | BY |
|---|---|---|---|
| 1 | ISSUED FOR REZONING | 20/06/30 | BBA |
| 2 | ISSUED FOR SPA | 20/12/07 | BBA |

| NO. | REVISIONS | DATE | BY |
|---|---|---|---|

PROJECT:

**ELGIN PARK REDEVELOPMENT PROJECT**

265 - 327 ELGIN STREET
COBOURG, ONTARIO
NORTHUMBERLAND COUNTY

DRAWING:

**BUILDING 3, 2ND FLOOR & ROOF PLAN**

BBA

BARRY BRYAN ASSOCIATES

*Architects*
*Engineers*
*Project Managers*

201-250 Water Street
Whitby Ontario L1N 0G5

Tel: (905) 666-5252
Fax: (905) 666-5256
e-mail: bba@bba-archeng.com

| | |
|---|---|
| DESIGN BY: BBA | DOC CONTROL DATE: |
| DRAWN BY: NV | % COMPLETE: |
| CHECKED BY: NS | INITIAL: |
| DATE: 06/30/20 | |
| SCALE: 1 : 100 | |
| FILE: | |

PROJECT NO: **19284**

DRAWING NO: **A206**

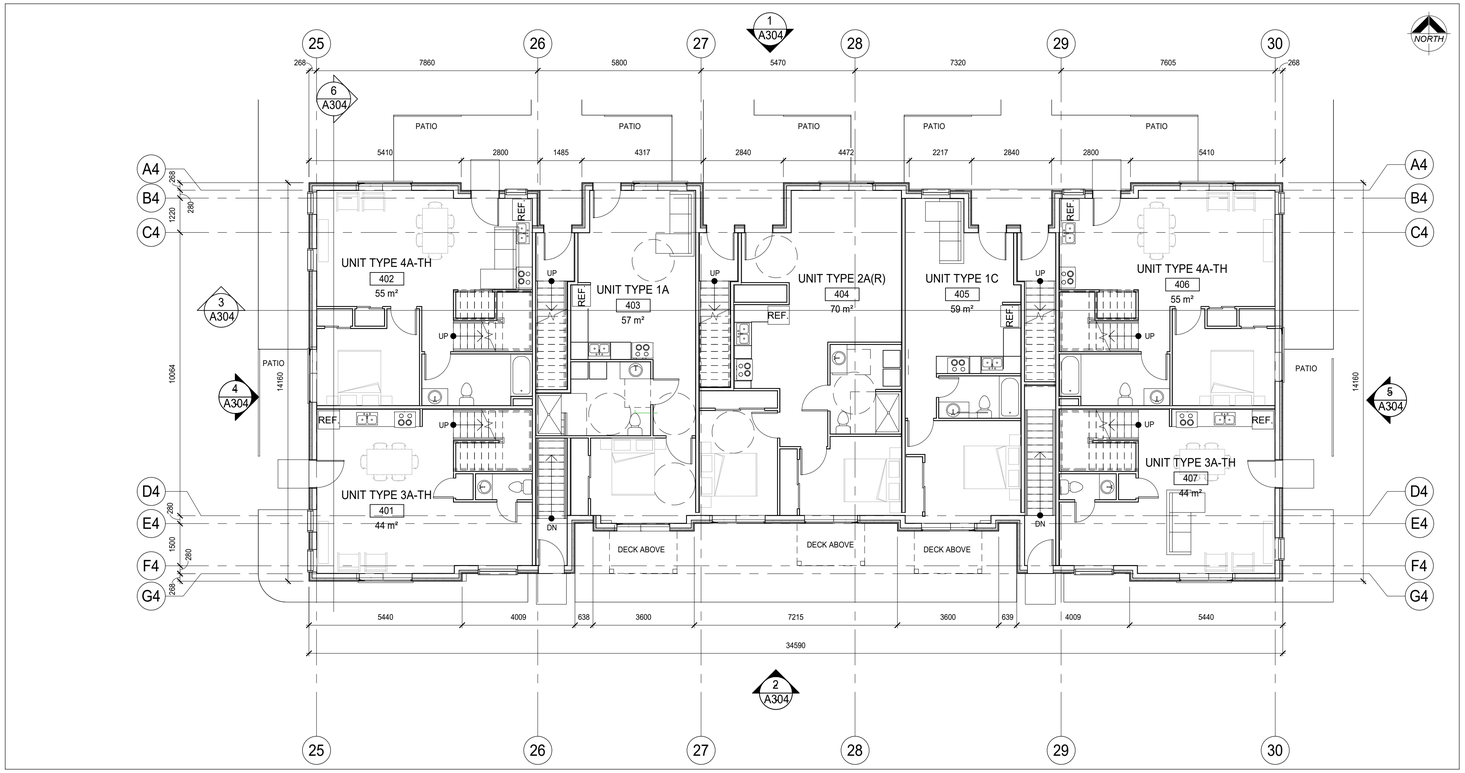


2 A207 BUILDING 4 GROUND FLOOR PLAN

1 : 100

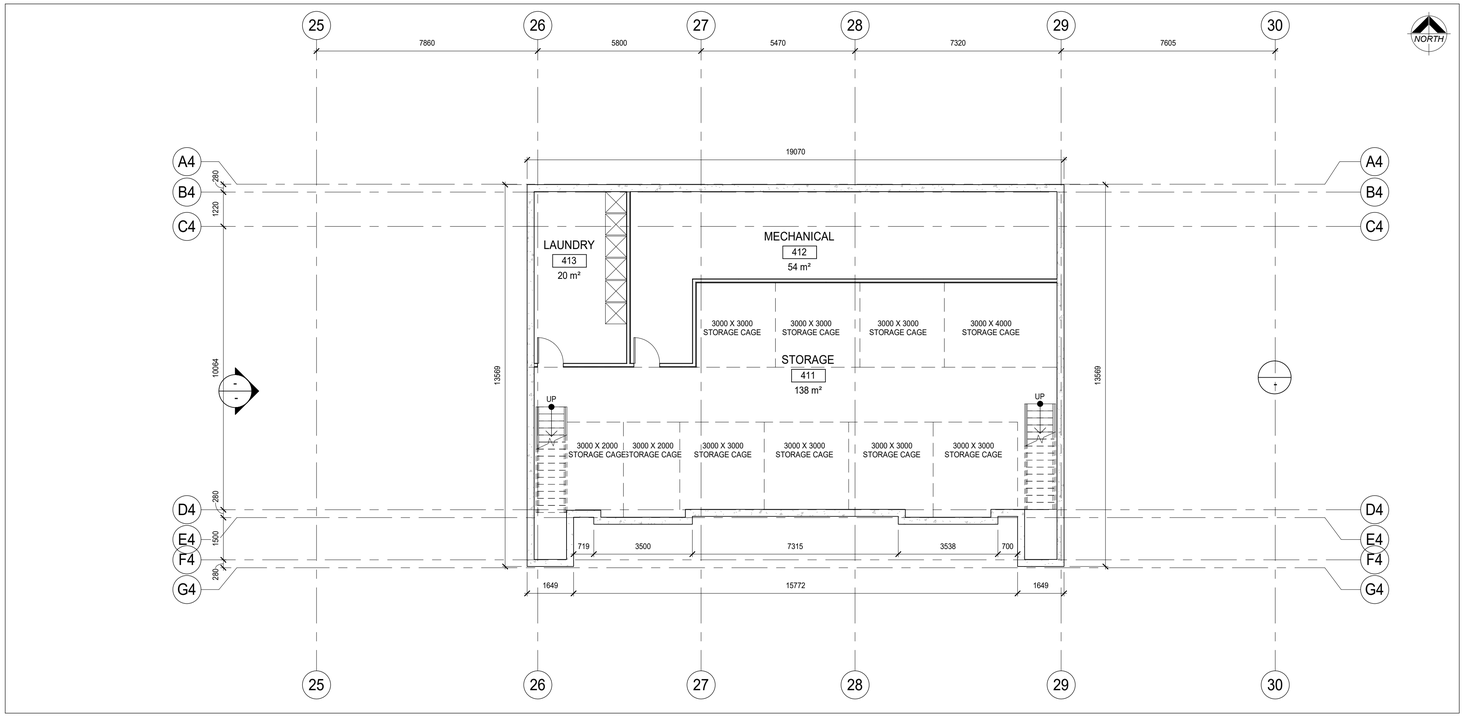


1 A207 BUILDING 4 BASEMENT PLAN

1 : 100

DO NOT SCALE THE DRAWINGS
CHECK AND VERIFY ALL DIMENSIONS AT THE SITE.

ALL DRAWINGS, SPECIFICATIONS AND RELATED DOCUMENTS ARE THE COPYRIGHT PROPERTY OF THE CONSULTANT AND MUST BE RETURNED UPON REQUEST. REPRODUCTION OF DRAWINGS IN PART OR WHOLE WITHOUT THE PERMISSION OF THE CONSULTANT IS FORBIDDEN.

DRAWINGS ARE NOT TO BE USED FOR CONSTRUCTION UNTIL SIGNED AND SEALED BY THE CONSULTANT.

| NO. | ISSUES | DATE | BY |
|---|---|---|---|
| 1 | ISSUED FOR REZONING | 20/06/30 | BBA |
| 2 | ISSUED FOR SPA | 20/12/07 | BBA |

| NO. | REVISIONS | DATE | BY |
|---|---|---|---|

PROJECT:

**ELGIN PARK REDEVELOPMENT PROJECT**

265 - 327 ELGIN STREET
COBOURG, ONTARIO
NORTHUMBERLAND COUNTY

DRAWING:

**BUILDING 4, BASEMENT & GROUND FLOOR PLAN**

BBA

BARRY BRYAN ASSOCIATES

*Architects*
*Engineers*
*Project Managers*

201-250 Water Street
Whitby Ontario L1N 0G5

Tel: (905) 666-5252
Fax: (905) 666-5256
e-mail: bba@bba-archeng.com

| | |
|---|---|
| DESIGN BY: BBA | DOC CONTROL DATE: |
| DRAWN BY: NV | % COMPLETE: |
| CHECKED BY: NS | INITIAL: |
| DATE: 11/02/20 | |
| SCALE: 1 : 100 | |
| FILE: | |

PROJECT NO: **19284**

DRAWING NO: **A207**

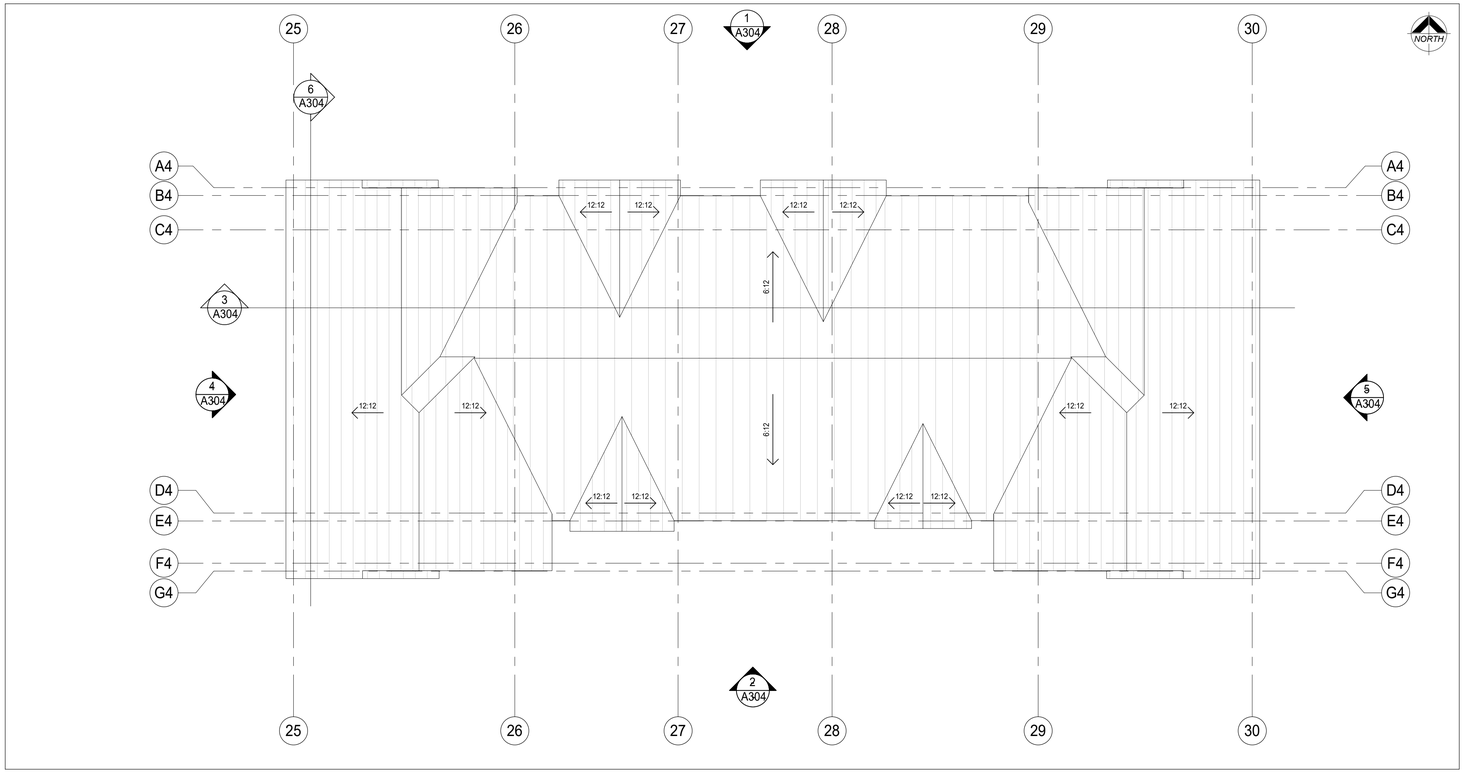


2 A208 BUILDING 4 ROOF PLAN
1 : 100

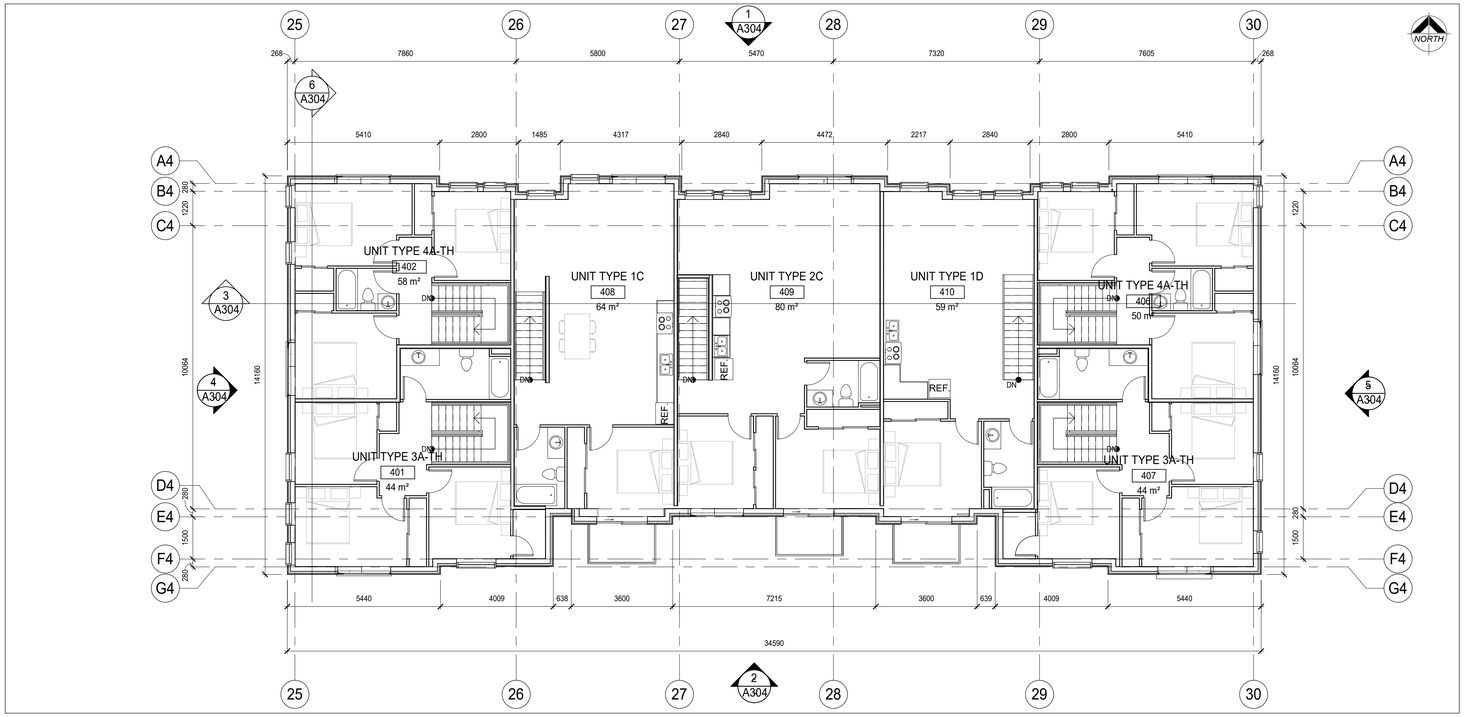


1 A208 BUILDING 4 2ND FLOOR PLAN
1 : 100

DO NOT SCALE THE DRAWINGS
CHECK AND VERIFY ALL DIMENSIONS AT THE SITE.

ALL DRAWINGS, SPECIFICATIONS AND RELATED DOCUMENTS ARE THE COPYRIGHT PROPERTY OF THE CONSULTANT AND MUST BE RETURNED UPON REQUEST. REPRODUCTION OF DRAWINGS IN PART OR WHOLE WITHOUT THE PERMISSION OF THE CONSULTANT IS FORBIDDEN.

DRAWINGS ARE NOT TO BE USED FOR CONSTRUCTION UNTIL SIGNED AND SEALED BY THE CONSULTANT.

| NO. | ISSUES | DATE | BY |
|---|---|---|---|
| 1 | ISSUED FOR REZONING | 20/06/30 | BBA |
| 2 | ISSUED FOR SPA | 20/12/07 | BBA |

| NO. | REVISIONS | DATE | BY |
|---|---|---|---|

PROJECT:

**ELGIN PARK REDEVELOPMENT PROJECT**

265 - 327 ELGIN STREET
COBOURG, ONTARIO
NORTHUMBERLAND COUNTY

DRAWING:

**BUILDING 4, 2ND FLOOR & ROOF PLAN**

BBA
BARRY BRYAN ASSOCIATES

*Architects*
*Engineers*
*Project Managers*

201-250 Water Street
Whitby Ontario L1N 0G5

Tel: (905) 666-5252
Fax: (905) 666-5256
e-mail: bba@bba-archeng.com

| | |
|---|---|
| DESIGN BY: BBA | DOC CONTROL DATE: |
| DRAWN BY: NV | % COMPLETE: |
| CHECKED BY: NS | INITIAL: |
| DATE: 11/02/20 | |
| SCALE: 1 : 100 | |
| FILE: | |

PROJECT NO: **19284**

DRAWING NO: **A208**

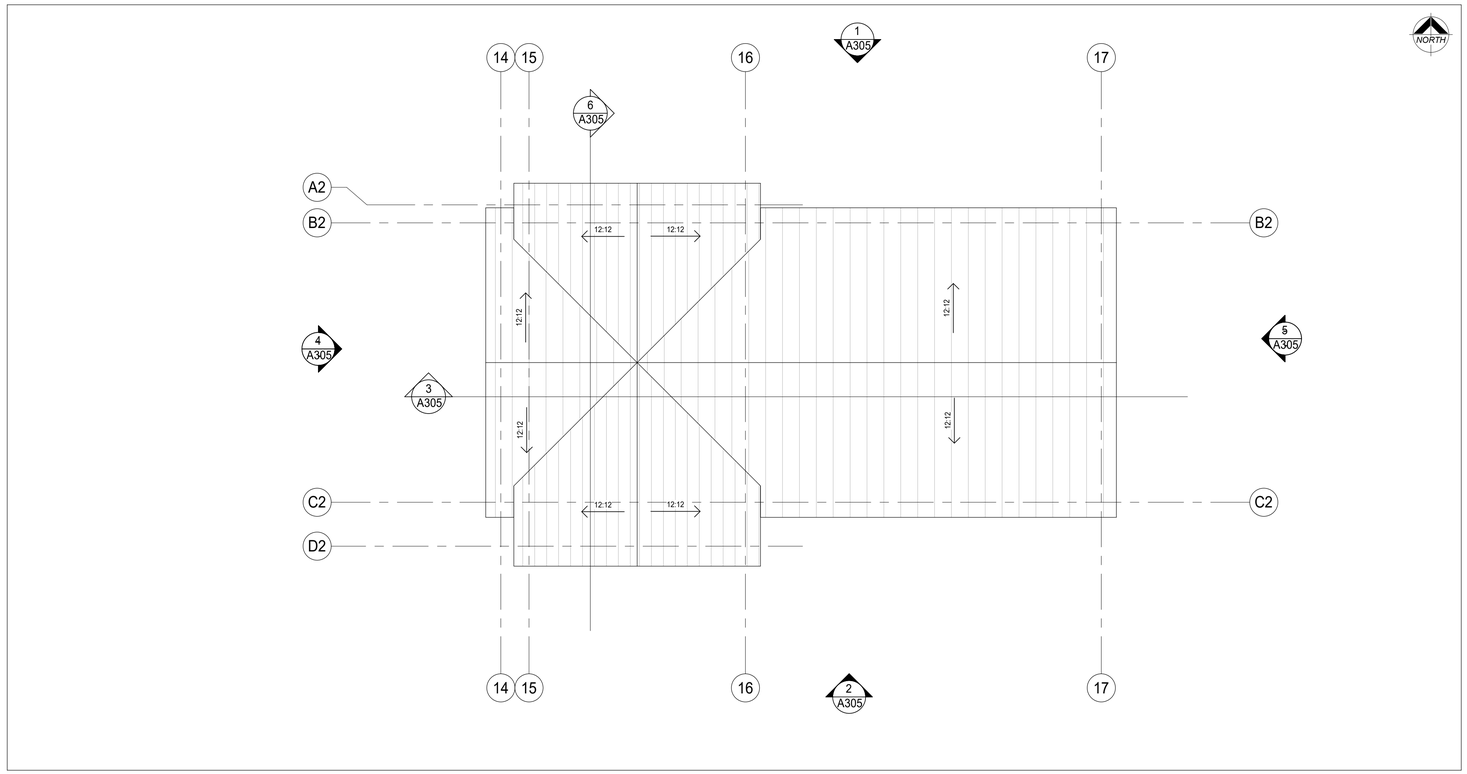


2 A209 BUILDING 5 ROOF PLAN
1 : 50

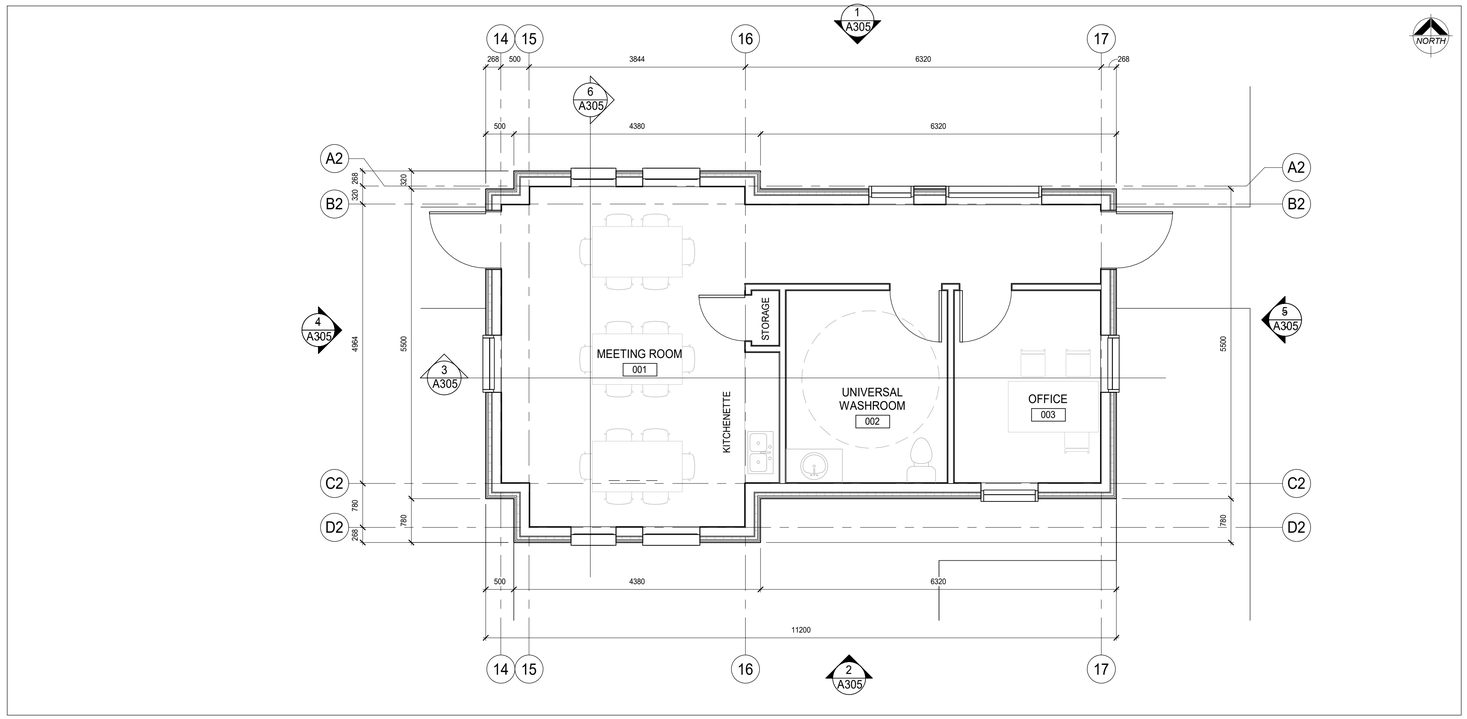


1 A209 BUILDING 5 FLOOR PLAN
1 : 50

DO NOT SCALE THE DRAWINGS
CHECK AND VERIFY ALL DIMENSIONS AT THE SITE.

ALL DRAWINGS, SPECIFICATIONS AND RELATED DOCUMENTS ARE THE COPYRIGHT PROPERTY OF THE CONSULTANT AND MUST BE RETURNED UPON REQUEST. REPRODUCTION OF DRAWINGS IN PART OR WHOLE WITHOUT THE PERMISSION OF THE CONSULTANT IS FORBIDDEN.

DRAWINGS ARE NOT TO BE USED FOR CONSTRUCTION UNTIL SIGNED AND SEALED BY THE CONSULTANT.

| NO. | ISSUES | DATE | BY |
|---|---|---|---|
| 1 | ISSUED FOR REZONING | 20/06/30 | BBA |
| 2 | ISSUED FOR SPA | 20/12/07 | BBA |

| NO. | REVISIONS | DATE | BY |
|---|---|---|---|

PROJECT:

**ELGIN PARK REDEVELOPMENT PROJECT**

265 - 327 ELGIN STREET
COBOURG, ONTARIO
NORTHUMBERLAND COUNTY

DRAWING:

**BUILDING 5, FLOOR PLAN & ROOF PLAN**

BBA

BARRY BRYAN ASSOCIATES

*Architects*
*Engineers*
*Project Managers*

201-250 Water Street
Whitby Ontario L1N 0G5

Tel: (905) 666-5252
Fax: (905) 666-5256
e-mail: bba@bba-archeng.com

| | |
|---|---|
| DESIGN BY: BBA | DOC CONTROL DATE: |
| DRAWN BY: NV | % COMPLETE: |
| CHECKED BY: NS | INITIAL: |
| DATE: 06/30/20 | |
| SCALE: 1 : 50 | |
| FILE: | |

PROJECT NO: **19284**

DRAWING NO: **A209**

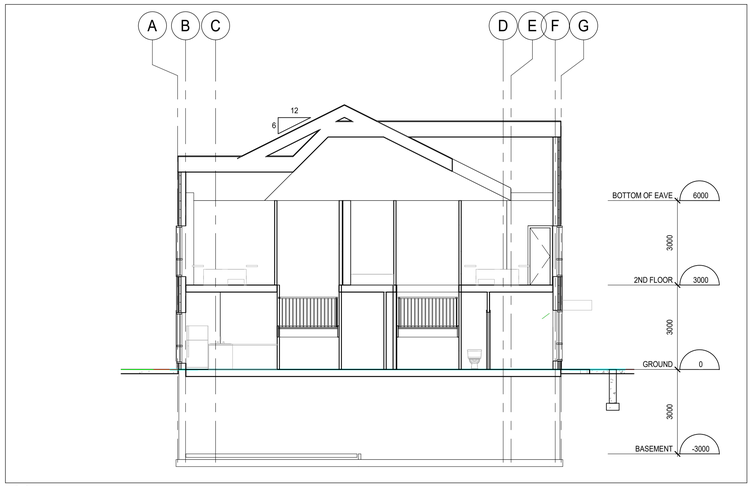


6 A301 BUILDING SECTION
1 : 100

3 A301 BUILDING SECTION
1 : 100

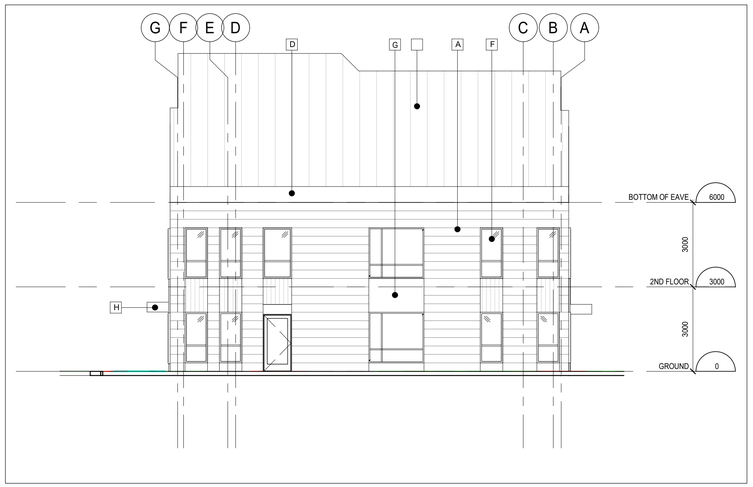


5 A301 EAST ELEVATION
1 : 100

2 A301 SOUTH ELEVATION
1 : 100

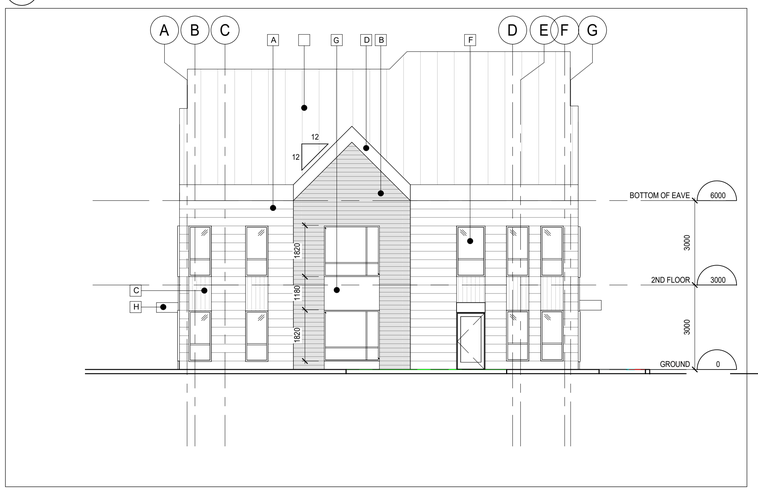


4 A301 WEST ELEVATION
1 : 100

1 A301 NORTH ELEVATION
1 : 100

DO NOT SCALE THE DRAWINGS
CHECK AND VERIFY ALL DIMENSIONS AT THE SITE.

ALL DRAWINGS, SPECIFICATIONS AND RELATED DOCUMENTS ARE THE COPYRIGHT PROPERTY OF THE CONSULTANT AND MUST BE RETURNED UPON REQUEST. REPRODUCTION OF DRAWINGS IN PART OR WHOLE WITHOUT THE PERMISSION OF THE CONSULTANT IS FORBIDDEN.

DRAWINGS ARE NOT TO BE USED FOR CONSTRUCTION UNTIL SIGNED AND SEALED BY THE CONSULTANT.

| NO. | ISSUES | DATE | BY |
|---|---|---|---|
| 1 | ISSUED FOR REZONING | 20/06/30 | BBA |
| 2 | ISSUED FOR SPA | 20/12/07 | BBA |

MATERIAL LEGEND:

- A - HARDBOARD SIDING (WHITE)
- B - HARDBOARD SIDING (GREY/BLUE)
- C - ALUMINUM SIDING
- D - PREFIN. METAL FACIA
- E - METAL ROOF
- F - GLAZING
- G - SPANDREL PANEL
- H - ALUMINUM BOARD CANOPY

| NO. | REVISIONS | DATE | BY |
|---|---|---|---|

PROJECT:

**ELGIN PARK REDEVELOPMENT PROJECT**

265 - 327 ELGIN STREET
COBOURG, ONTARIO
NORTHUMBERLAND COUNTY

DRAWING:

**BUILDING 1 ELEVATIONS & SECTIONS**

BBA
BARRY BRYAN ASSOCIATES

*Architects*
*Engineers*
*Project Managers*

201-250 Water Street
Whitby Ontario L1N 0G5
Tel: (905) 666-5252
Fax: (905) 666-5256
e-mail: bba@bba-archeng.com

| | |
|---|---|
| DESIGN BY: *BBA* | DOC CONTROL DATE: |
| DRAWN BY: *NV* | % COMPLETE: |
| CHECKED BY: *NS* | INITIAL: |
| DATE: *11/02/20* | |
| SCALE: *As indicated* | |
| FILE: | |

PROJECT NO: **19284**

DRAWING NO: **A301**

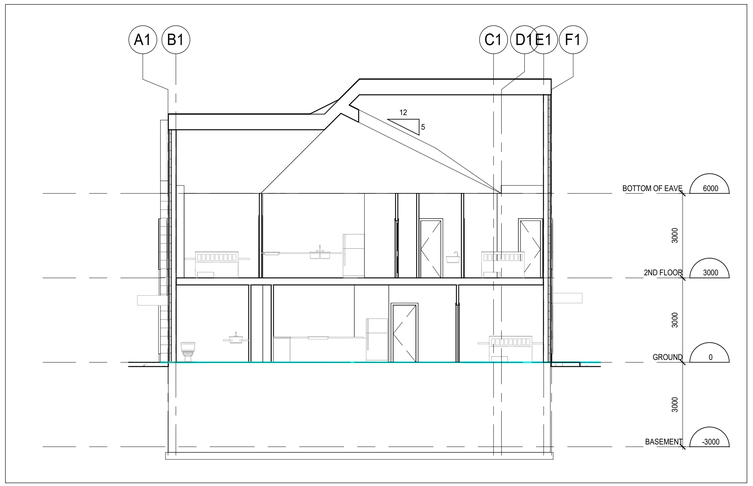


6 A302 BUILDING SECTION
1 : 100

3 A302 BUILDING SECTION
1 : 100

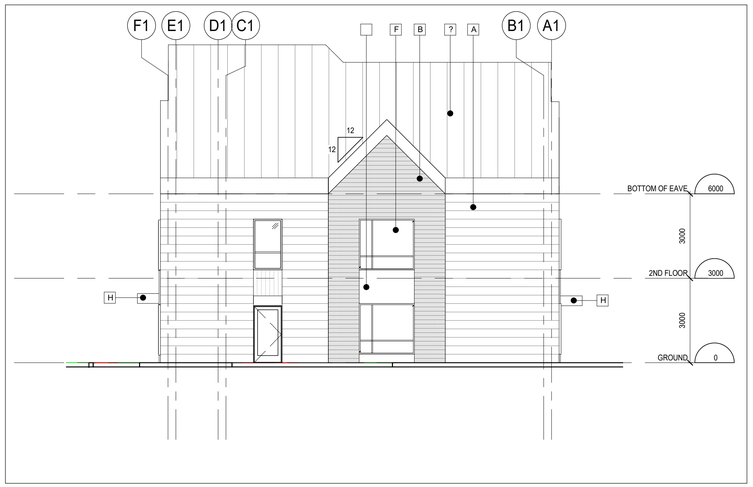


5 A302 EAST ELEVATION
1 : 100

2 A302 SOUTH ELEVATION
1 : 100

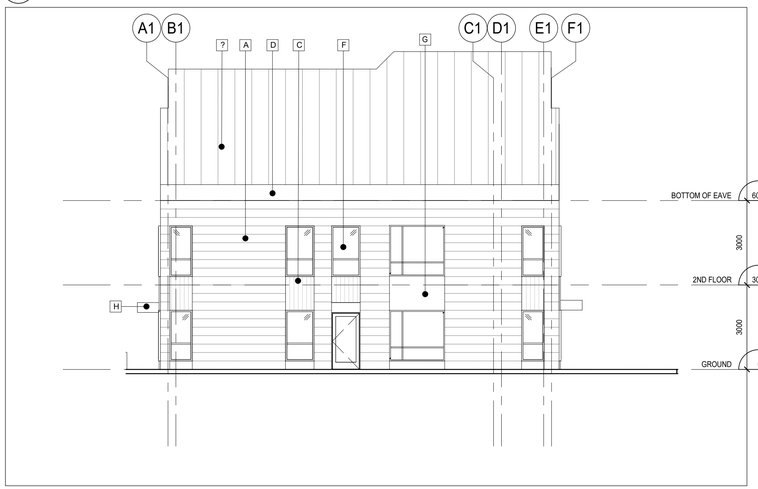


4 A302 WEST ELEVATION
1 : 100

1 A302 NORTH ELEVATION
1 : 100

DO NOT SCALE THE DRAWINGS
CHECK AND VERIFY ALL DIMENSIONS AT THE SITE.

ALL DRAWINGS, SPECIFICATIONS AND RELATED DOCUMENTS ARE THE COPYRIGHT PROPERTY OF THE CONSULTANT AND MUST BE RETURNED UPON REQUEST. REPRODUCTION OF DRAWINGS IN PART OR WHOLE WITHOUT THE PERMISSION OF THE CONSULTANT IS FORBIDDEN.

DRAWINGS ARE NOT TO BE USED FOR CONSTRUCTION UNTIL SIGNED AND SEALED BY THE CONSULTANT.

| NO. | ISSUES | DATE | BY |
|---|---|---|---|
| 1 | ISSUED FOR REZONING | 20/06/30 | BBA |
| 2 | ISSUED FOR SPA | 20/12/07 | BBA |

MATERIAL LEGEND:

- A - HARDBOARD SIDING (WHITE)
- B - HARDBOARD SIDING (GREY/BLUE)
- C - ALUMINUM SIDING
- D - PREFIN. METAL FACIA
- E - METAL ROOF
- F - GLAZING
- G - SPANDREL PANEL
- H - ALUMINUM BOARD CANOPY

| NO. | REVISIONS | DATE | BY |
|---|---|---|---|

PROJECT:

**ELGIN PARK REDEVELOPMENT PROJECT**

265 - 327 ELGIN STREET
COBOURG, ONTARIO
NORTHUMBERLAND COUNTY

DRAWING:

**BUILDING 2 ELEVATIONS & SECTIONS**

BARRY BRYAN ASSOCIATES

*Architects*
*Engineers*
*Project Managers*

201-250 Water Street
Whitby Ontario L1N 0G5

Tel: (905) 666-5252
Fax: (905) 666-5256
e-mail: bba@bba-archeng.com

| | |
|---|---|
| DESIGN BY: *BBA* | DOC CONTROL DATE: |
| DRAWN BY: *NV* | % COMPLETE: |
| CHECKED BY: *NS* | INITIAL: |
| DATE: *11/02/20* | |
| SCALE: *As indicated* | |
| FILE: | |

PROJECT NO: **19284**

DRAWING NO: **A302**

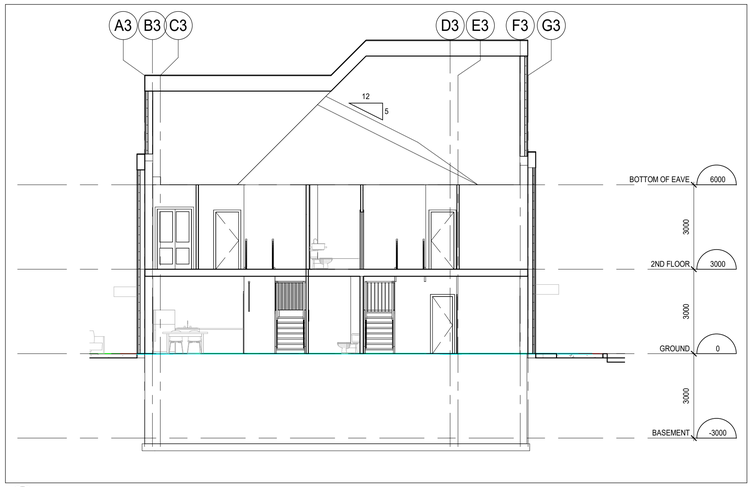


6 A303 BUILDING SECTION
1 : 100

3 A303 BUILDING SECTION
1 : 100

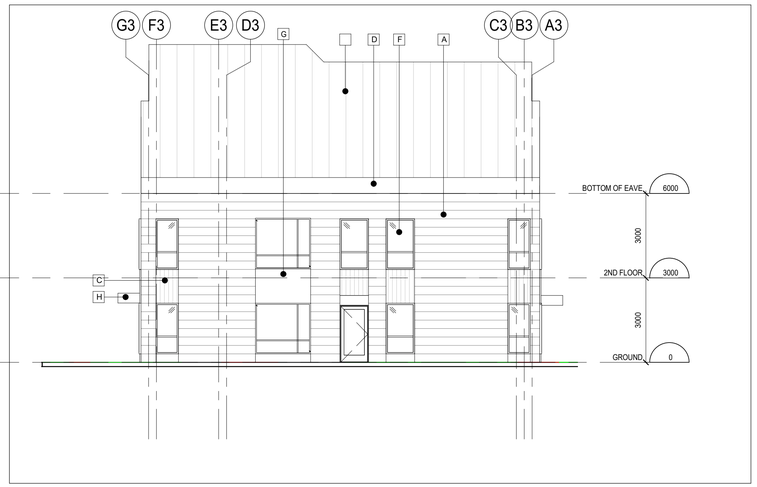


5 A303 EAST ELEVATION
1 : 100

2 A303 SOUTH ELEVATION
1 : 100

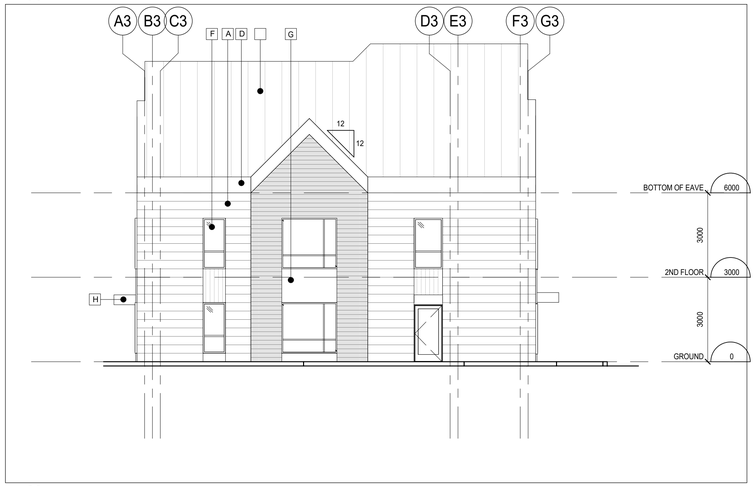


4 A303 WEST ELEVATION
1 : 100

1 A303 NORTH ELEVATION
1 : 100

DO NOT SCALE THE DRAWINGS
CHECK AND VERIFY ALL DIMENSIONS AT THE SITE.

ALL DRAWINGS, SPECIFICATIONS AND RELATED DOCUMENTS ARE THE COPYRIGHT PROPERTY OF THE CONSULTANT AND MUST BE RETURNED UPON REQUEST. REPRODUCTION OF DRAWINGS IN PART OR WHOLE WITHOUT THE PERMISSION OF THE CONSULTANT IS FORBIDDEN.

DRAWINGS ARE NOT TO BE USED FOR CONSTRUCTION UNTIL SIGNED AND SEALED BY THE CONSULTANT.

| NO. | ISSUES | DATE | BY |
|---|---|---|---|
| 1 | ISSUED FOR REZONING | 20/06/30 | BBA |
| 2 | ISSUED FOR SPA | 20/12/07 | BBA |

MATERIAL LEGEND:

- A - HARDBOARD SIDING (WHITE)
- B - HARDBOARD SIDING (GREY/BLUE)
- C - ALUMINUM SIDING
- D - PREFIN. METAL FACIA
- E - METAL ROOF
- F - GLAZING
- G - SPANDREL PANEL
- H - ALUMINUM BOARD CANOPY

| NO. | REVISIONS | DATE | BY |
|---|---|---|---|

PROJECT:

**ELGIN PARK REDEVELOPMENT PROJECT**

265 - 327 ELGIN STREET
COBOURG, ONTARIO
NORTHUMBERLAND COUNTY

DRAWING:

**BUILDING 3 ELEVATIONS & SECTIONS**

BARRY BRYAN ASSOCIATES

*Architects*
*Engineers*
*Project Managers*

201-250 Water Street
Whitby Ontario L1N 0G5

Tel: (905) 666-5252
Fax: (905) 666-5256
e-mail: bba@bba-arching.com

| | |
|---|---|
| DESIGN BY: *BBA* | DOC CONTROL DATE: |
| DRAWN BY: *NV* | % COMPLETE: |
| CHECKED BY: *NS* | INITIAL: |
| DATE: *11/02/20* | |
| SCALE: *As indicated* | |
| FILE: | |

PROJECT NO: **19284**

DRAWING NO: **A303**

6 A304 BUILDING SECTION
1 : 100

3 A304 BUILDING SECTION
1 : 100

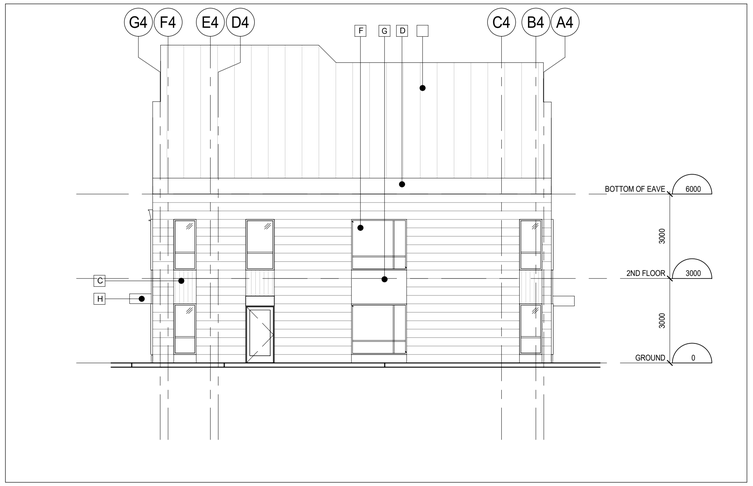


5 A304 EAST ELEVATION
1 : 100

2 A304 SOUTH ELEVATION
1 : 100

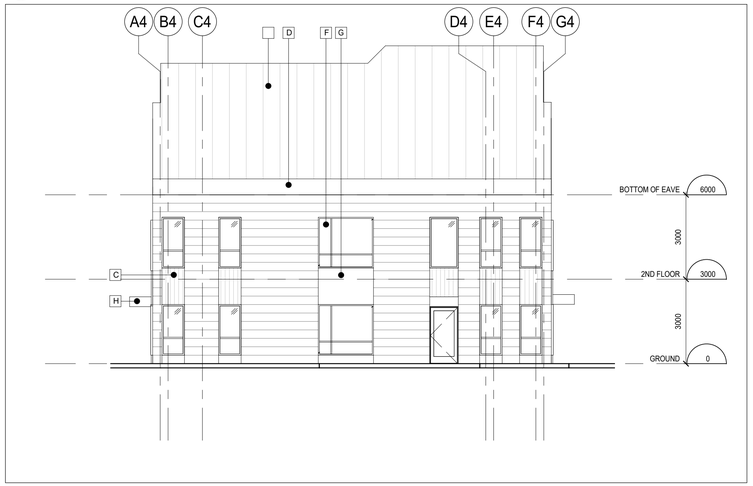


4 A304 WEST ELEVATION
1 : 100

1 A304 NORTH ELEVATION
1 : 100

DO NOT SCALE THE DRAWINGS
CHECK AND VERIFY ALL DIMENSIONS AT THE SITE.

ALL DRAWINGS, SPECIFICATIONS AND RELATED DOCUMENTS ARE THE COPYRIGHT PROPERTY OF THE CONSULTANT AND MUST BE RETURNED UPON REQUEST. REPRODUCTION OF DRAWINGS IN PART OR WHOLE WITHOUT THE PERMISSION OF THE CONSULTANT IS FORBIDDEN.

DRAWINGS ARE NOT TO BE USED FOR CONSTRUCTION UNTIL SIGNED AND SEALED BY THE CONSULTANT.

| NO. | ISSUES | DATE | BY |
|---|---|---|---|
| 1 | ISSUED FOR REZONING | 20/06/30 | BBA |
| 2 | ISSUED FOR SPA | 20/12/07 | BBA |

MATERIAL LEGEND:

- A - HARDBOARD SIDING (WHITE)
- B - HARDBOARD SIDING (GREY/BLUE)
- C - ALUMINUM SIDING
- D - PREFIN. METAL FACIA
- E - METAL ROOF
- F - GLAZING
- G - SPANDREL PANEL
- H - ALUMINUM BOARD CANOPY

| NO. | REVISIONS | DATE | BY |
|---|---|---|---|

PROJECT:

**ELGIN PARK REDEVELOPMENT PROJECT**

265 - 327 ELGIN STREET
COBOURG, ONTARIO
NORTHUMBERLAND COUNTY

DRAWING:

**BUILDING 4 ELEVATIONS & SECTIONS**

BBA

BARRY BRYAN ASSOCIATES

*Architects*
*Engineers*
*Project Managers*

201-250 Water Street
Whitby Ontario L1N 0G5
Tel: (905) 666-5252
Fax: (905) 666-5256
e-mail: bba@bba-archeng.com

| | |
|---|---|
| DESIGN BY: *BBA* | DOC CONTROL DATE: |
| DRAWN BY: *DC/DP* | % COMPLETE: |
| CHECKED BY: *DP* | INITIAL: |
| DATE: *11/02/20* | |
| SCALE: *As indicated* | |
| FILE: | |

PROJECT NO: **19284**

DRAWING NO: **A304**

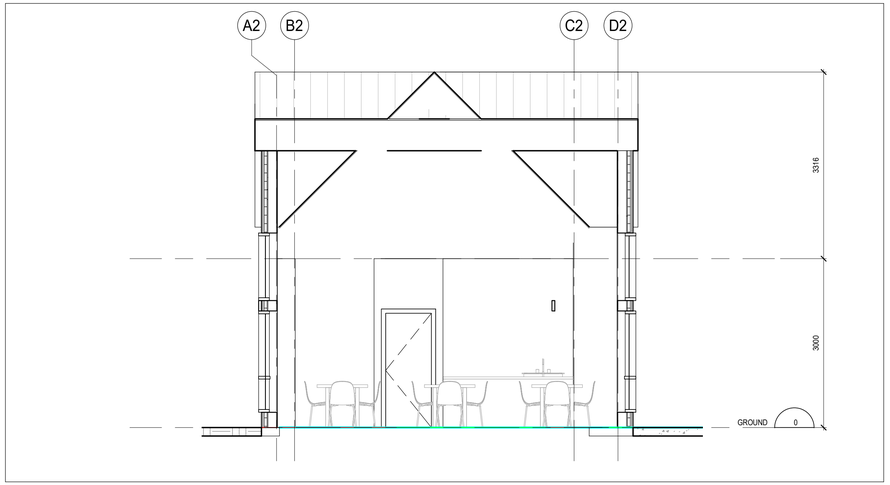


6 A305 BUILDING SECTION
1 : 50

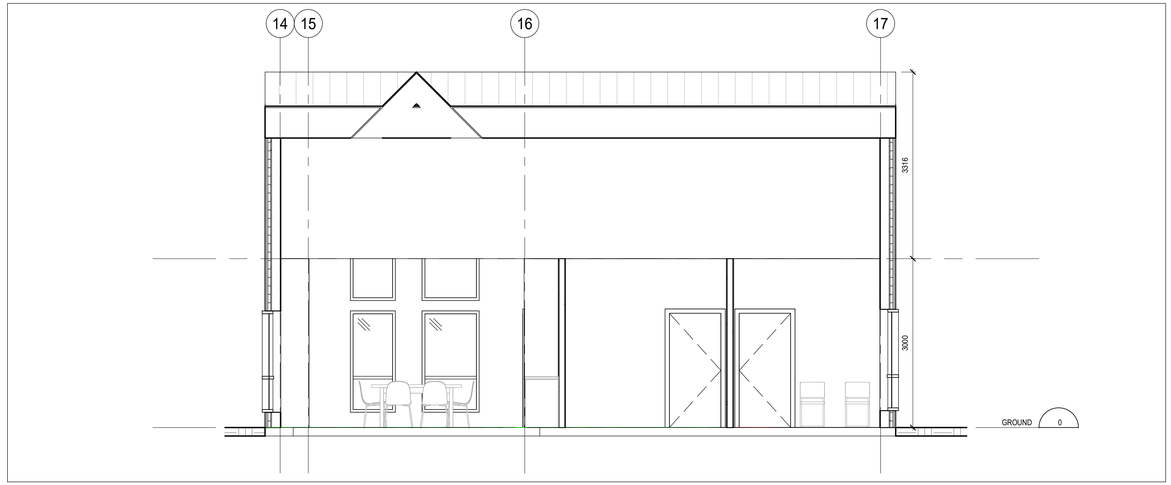


3 A305 BUILDING SECTION
1 : 50

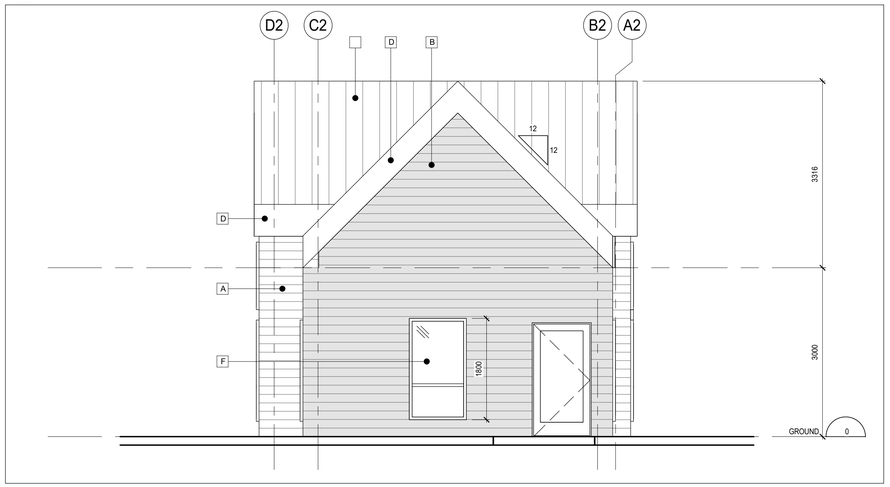


5 A305 EAST ELEVATION
1 : 50

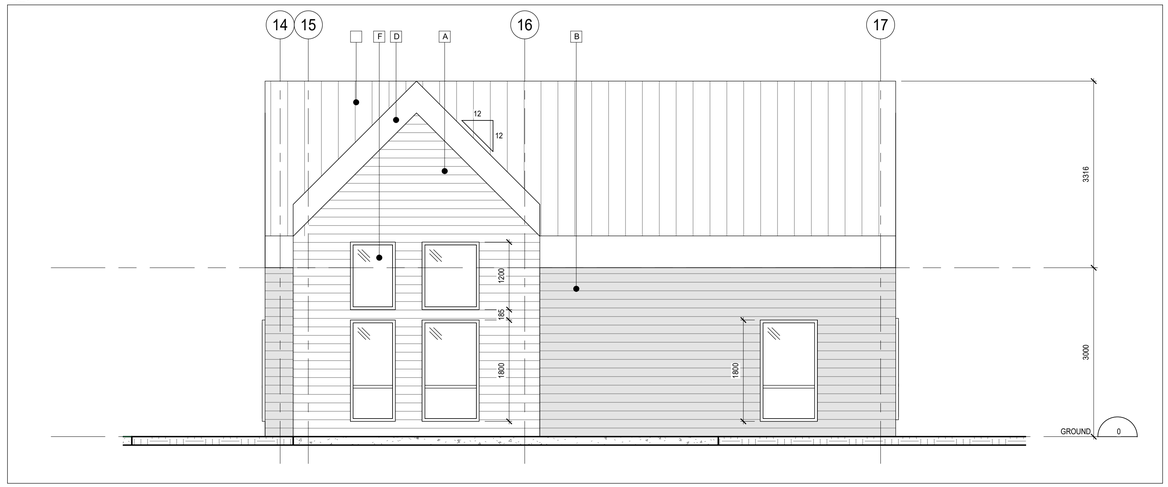


2 A305 SOUTH ELEVATION
1 : 50

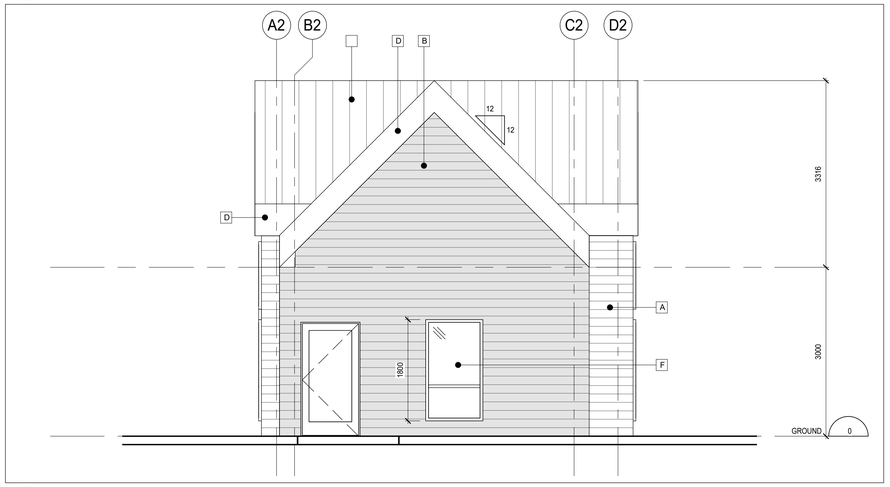


4 A305 WEST ELEVATION
1 : 50

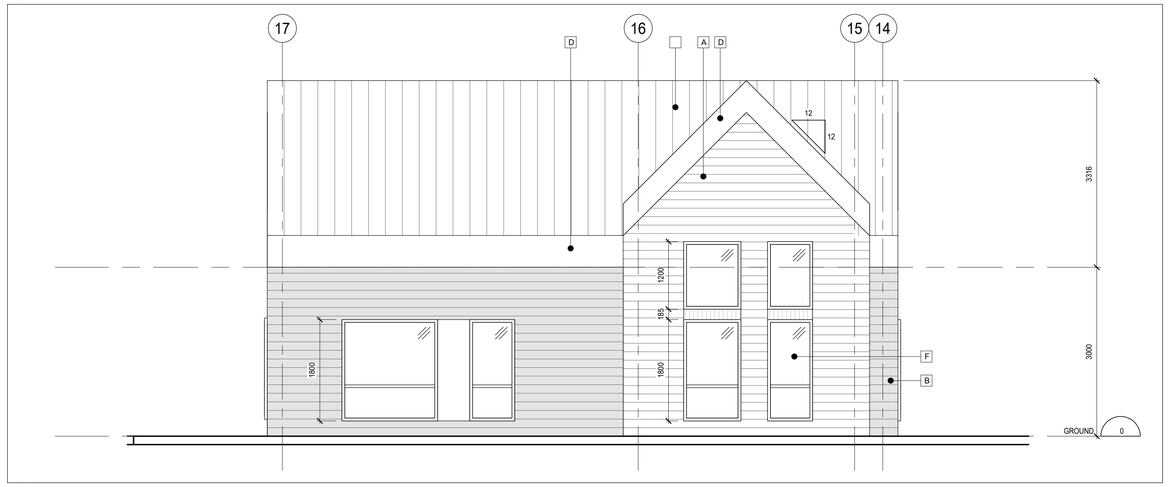


1 A305 NORTH ELEVATION
1 : 50

DO NOT SCALE THE DRAWINGS
CHECK AND VERIFY ALL DIMENSIONS AT THE SITE.

ALL DRAWINGS, SPECIFICATIONS AND RELATED DOCUMENTS ARE THE COPYRIGHT PROPERTY OF THE CONSULTANT AND MUST BE RETURNED UPON REQUEST. REPRODUCTION OF DRAWINGS IN PART OR WHOLE WITHOUT THE PERMISSION OF THE CONSULTANT IS FORBIDDEN.

DRAWINGS ARE NOT TO BE USED FOR CONSTRUCTION UNTIL SIGNED AND SEALED BY THE CONSULTANT.

| NO. | ISSUES | DATE | BY |
|---|---|---|---|
| 1 | ISSUED FOR REZONING | 20/06/30 | BBA |
| 2 | ISSUED FOR SPA | 20/12/07 | BBA |

MATERIAL LEGEND:

A - HARDBOARD SIDING (WHITE)
B - HARDBOARD SIDING (GREY/BLUE)
C - ALUMINUM SIDING
D - PREFIN. METAL FACIA
E - METAL ROOF
F - GLAZING
G - SPANDREL PANEL
H - ALUMINUM BOARD CANOPY

| NO. | REVISIONS | DATE | BY |
|---|---|---|---|

PROJECT:

**ELGIN PARK REDEVELOPMENT PROJECT**

265 - 327 ELGIN STREET
COBOURG, ONTARIO
NORTHUMBERLAND COUNTY

DRAWING:

**BUILDING 5 ELEVATIONS & SECTIONS**

BARRY BRYAN ASSOCIATES

*Architects*
*Engineers*
*Project Managers*

201-250 Water Street
Whitby Ontario L1N 0G5

Tel: (905) 666-5252
Fax: (905) 666-5256
e-mail: bba@bba-archeng.com

| | |
|---|---|
| DESIGN BY: BBA | DOC CONTROL DATE: |
| DRAWN BY: NV | % COMPLETE: |
| CHECKED BY: NS | INITIAL: |
| DATE: 11/02/20 | |
| SCALE: As indicated | |
| FILE: | |

PROJECT NO: **19284**

DRAWING NO: **A305**