


# FLOWER POUNDING ART

## Supplies Needed:

- Assorted Flowers
- Watercolour paper
- Hammer
- Paper Towel


### Gather flowers

Pick a variety of flowers and leaves to use in your design. Bright vibrant colours like pink, purple and red work best.




### Place flowers

Arrange flowers and leaves on your watercolour paper in a design/arrangement you like.



### Cover flowers

Place your paper towel over the flowers. Gently pound your hammer over the flowers until you see moisture appear on the paper towel.



### Uncover flowers

Remove the paper towel and remove any bits of flower left on the paper.



### Experiment

Add more flowers and repeat previous steps as needed until you have a design you like. Once finished, let dry and you're done!



Get creative, experimenting with different flowers and placements and have fun!