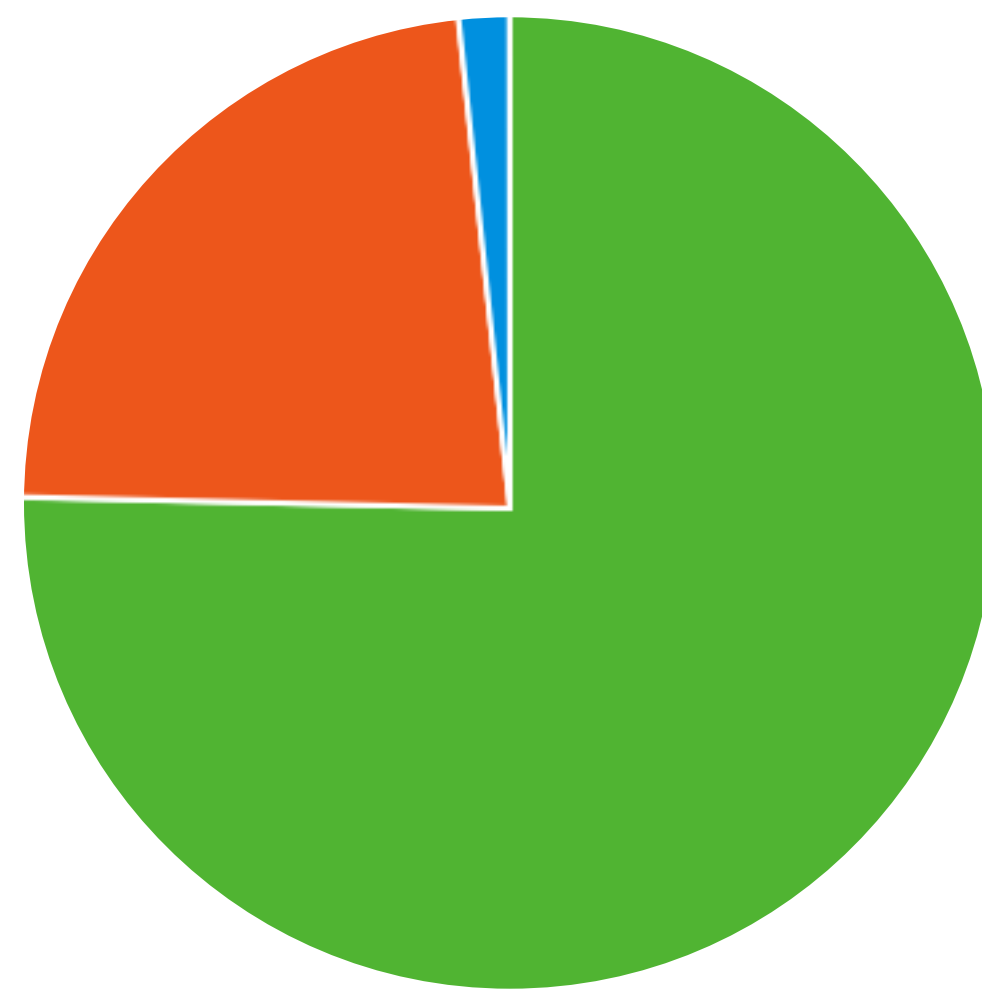


# TOWN OF COBOURG 2020 FINANCIAL PLAN HIGHLIGHTS



**Total Town Budget** **\$39.09 M**

**Operating** **\$29.46 M**  
**Capital** **\$8.98 M**  
**Debt Repayment** **\$0.65 M**



**Municipal Tax Levy** **\$24.69 M**

**Base Levy Increase** **▲ 1.9%**

## Major Capital Projects Financed in 2020 include:

	Victoria Hall Sandstone Repairs	<b>\$270 K</b>
	Kerr Street Extension (Division to D'Arcy St.)	<b>\$2.7 M</b>
	Matthew Street Reconstruction	<b>\$820 K</b>
	Wheels Bus Replacement	<b>\$160 K</b>
	Cooley Park Development	<b>\$100 K</b>
	Water Bottle Filling Stations	<b>\$15K</b>
	Waterfront Plan - East Pier	<b>\$275 K</b>
	Waterfront Plan - Campground	<b>\$127 K</b>
	Harbour Electrical System Upgrade	<b>\$310 K</b>



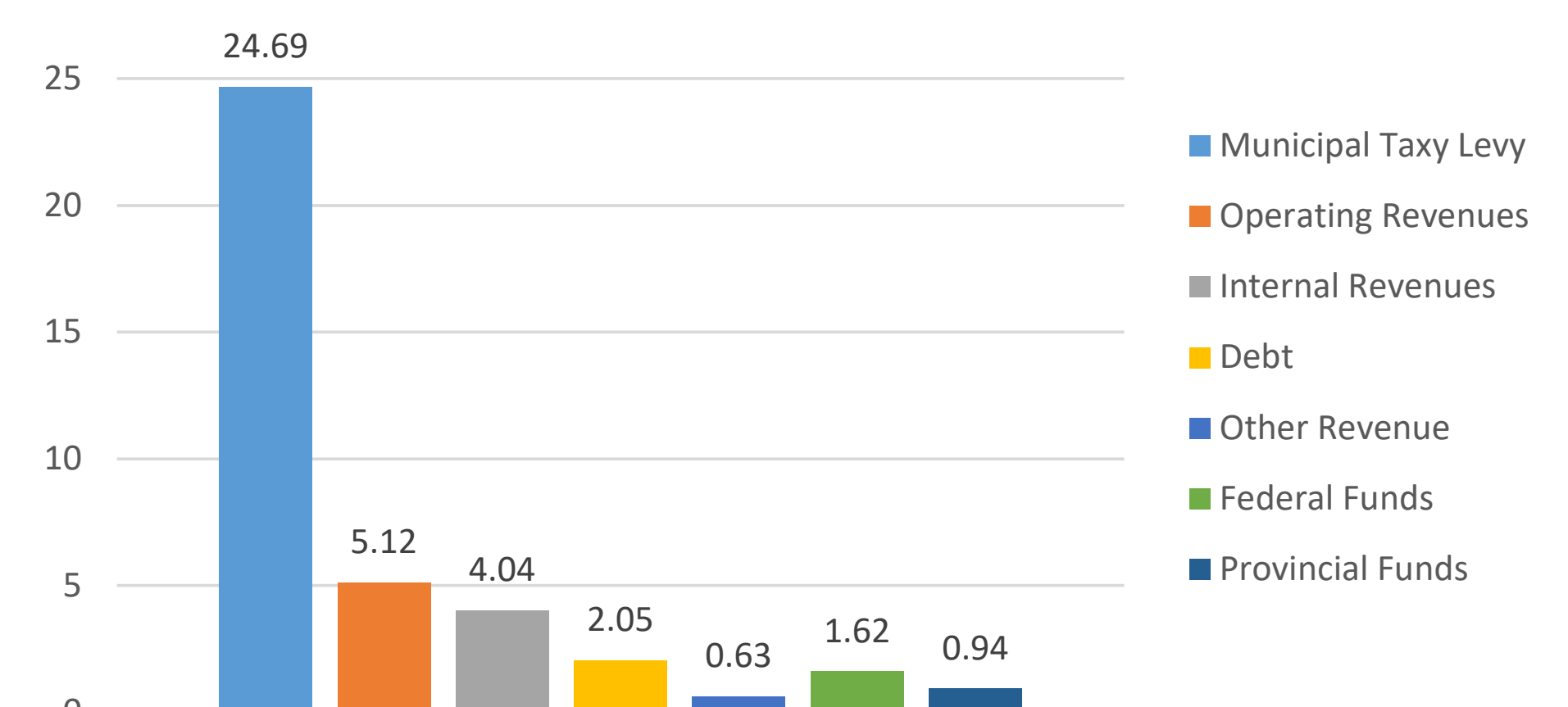
To view the complete list of major capital projects financed for 2020, please visit [cobourg.ca/2020budget](http://cobourg.ca/2020budget)

Property Taxation		
Year	Average Assessment	
2020	\$275,270 x 0.0082243	\$2,264
2019	\$266,869 x 0.0083059	\$2,217
<b>Increase:</b>		<b>\$47</b>

Year-Over-Year Tax Levy Increase					
Year	2016	2017	2018	2019	2020
Levy Increase %	2.7	2.4	2.3	3.6	2.9
Growth %	1.5	0.9	0.7	2.0	1.0
Levy Increase After Growth %	1.2	1.5	1.6	1.6	1.9
Lower-Tier Tax Rate	.0083933	.0084555	.0083905	.0083059	.0082243

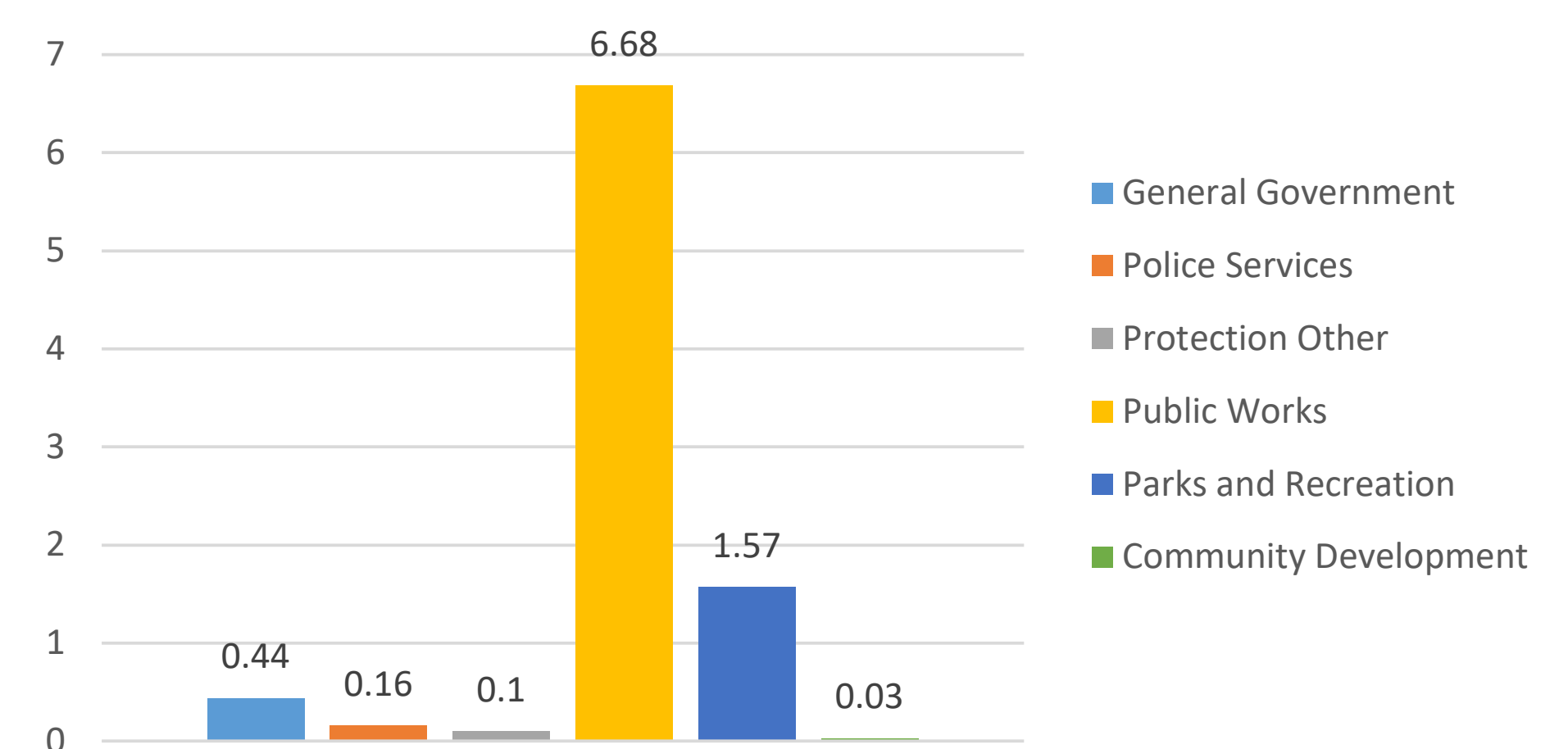
How the Town Funds your Services (in millions)

**Total \$39.09 M**



Capital Dollars Invested in Assets (in millions)

**Total \$8.98 M**



Operating Dollars Invested by Service (in millions)

**Total \$29.46 M**

